

**MEDICINA / MEDICINE-HEALTH**

**Cardiologia / Cardiology**



González, R.G


**Acute Ischemic Stroke - Imaging and Intervention 2/e**

ril. 9783642127502 Eur 124,75 pagg. 280; illustrazioni: 138;

Springer Verlag (01/10/2010)

*Cardiologia / Cardiology*

This updated second edition of *Acute Ischemic Stroke: Imaging and Intervention* provides a comprehensive account of the state of the art in the diagnosis and treatment of acute ischemic stroke. The basic format of the first edition has been retained, with sections on fundamentals such as pathophysiology and causes, imaging techniques and interventions. However, each chapter has been revised to reflect the important recent progress in advanced neuroimaging and the use of interventional tools. In addition, new chapters are included on the clinical ischemic penumbra and the use of advanced neuroimaging to select patients for neurointerventional procedures



Jing Ping Sun

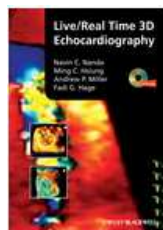
**Practical Handbook of Echocardiography: 101 Case Studies**

br. 9781405195560 Lst 77,99 pagg. 368;

Wiley-Blackwell (01/08/2010)

*Cardiologia / Cardiology*

Echocardiography is now one of the most commonly used diagnostic imaging tools, yet many clinicians remain unaware of the range of conditions echo can reveal or how echo can be used to help plan therapy. Moreover, it can be quite challenging even for the most seasoned practitioners to spot unusual conditions. Compiled by three echocardiographers with more than 100 years of clinical experience between them, *Practical Handbook of Echocardiography* uses a case-based approach to explain in detail the full spectrum of echocardiographic modalities and how to optimize their use in the clinical setting



Nanda N.

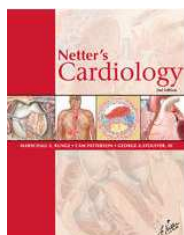
**Live/Real Time 3D Echocardiography**

ril. 9781405161411 Lst 169 pagg. 312;

Wiley-Blackwell (01/07/2010)

*Cardiologia / Cardiology*

This comprehensive, state-of-the-art review of both live/real time 3D transthoracic and transesophageal echocardiography illustrates both normal and pathologic cardiovascular findings. With more than 800 images that detail the technique of performing these studies and demonstrate various cardiovascular pathologies, as well as a DVD containing more than 350 moving images, it is a valuable compendium for both novice and experienced practitioners



Runge M.S.

**Netter's Cardiology 2/e**

ril. 9781437706376 Lst 64,99 pagg. 672; illustrazioni: 347;

Saunders (20/09/2010)

*Cardiologia / Cardiology*

"Netter's Cardiology, 2nd Edition", by Marschall S. Runge, Cam Patterson, and George Stouffer, uses visually rich Netter artwork to efficiently provide you with a concise overview of cardiovascular anatomy, pathophysiology, diagnosis, and management. You'll rapidly access complete introductions to common issues in cardiology, including annotated references of the most important articles, guidelines, and available evidence. Netter - it's how you know



Saremi F.

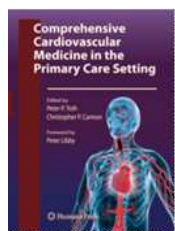
**Revisiting Cardiac Anatomy: A Computed-Tomography-Based Atlas and Reference**

ril. 9781405194693 Lst 99,99 pagg. 328;

Wiley-Blackwell (01/11/2010)

*Cardiologia / Cardiology*

This new atlas represents a fresh fresh approach to cardiac anatomy, providing images of unparalleled quality, along with explanatory text, to show in vivo heart anatomy and explain the clinically relevant underlying anatomic concepts. In spite of amazing proliferation of information on the Internet and multiple websites filled with up-to-date information, there is no similarly detailed and systematic compilation of morphological imaging with CT. Organized for both systematic learning and to serve as a quick, yet detailed reference for specific clinical questions, this book is an invaluable resource for medical students and residents, cardiologists, and especially surgeons, interventionalists and electrophysiologists, who depend on ever more detailed imaging support in order to successfully perform increasingly complex coronary and noncoronary structural interventions and other procedures



Toth, P. P

**Comprehensive Cardiovascular Medicine in the Primary Care Setting**

*Series: Contemporary Cardiology*


ril. 9781603279628 Eur 207,95 pagg. 978; illustrazioni: 204;

Springer Verlag (29/07/2010)

*Cardiologia / Cardiology -MEDICINA INTERNA / INTERNAL MEDICINE*

Comprehensive Cardiovascular Medicine in the Primary Care Setting provides an authoritative, detailed discussion of cardiovascular disease balanced with practical utility. Disease states are explained with emphasis on risk factors, risk estimation, and established cardiac disease. The book also delves into the co-morbid conditions which surround cardiovascular disease, including peripheral vascular disease, chronic kidney disease, depression, and erectile dysfunction, with the goal of improving quality of life for affected individuals

**Chirurgia / Surgery**



Gossot, D.

**Atlas of endoscopic major pulmonary resections**

br. 9782287997761 Eur 93,60 pagg. 170;

Springer Verlag (01/10/2010)

*Chirurgia / Surgery -ONCOLOGIA / ONCOLOGY*

Video-assisted major pulmonary resections are gaining popularity, as it becomes obvious that minimally invasive surgery is beneficial in terms of reduced postoperative pain, shorted hospital stay, shorter recovery and better compliance to adjuvant chemotherapy, without compromising oncological principles. Different techniques have been described, depending on the use or non-use of an accessory mini-thoracotomy and of endoscopic instrumentation and video display. One of these techniques is the totally endoscopic approach.



Hyakusoku H.

**Color Atlas of Burn Reconstructive Surgery**

ril. 9783642050695 Eur 187,15 pagg. 500; illustrazioni: 367;

Springer Verlag (01/08/2010)

*Chirurgia / Surgery*

Post-burn scar contractures are a commonly encountered problem in the field of plastic and reconstructive surgery. Nevertheless, many physicians still lack adequate knowledge on beneficial treatments. In this up-to-date atlas, leading specialists in post-burn treatment and the reconstruction of post-burn scar contractures depict in detail not only surgical techniques but also a variety of advantageous wound treatments. Many new methods invented by the authors are presented. Operative techniques are depicted in detail, and clear guidance is provided on selection of the most appropriate flap surgery



Kau, C.H

**Cone Beam CT of the Head and Neck - An Anatomical Atlas**

br. 9783642127038 Eur 51,95 pagg. 80;

Springer Verlag (01/09/2010)

*Chirurgia / Surgery -MEDICINA INTERNA / INTERNAL MEDICINE-RADIOLOGIA / RADIOLOGY*

'Cone Beam CT of the Head and Neck' presents normal anatomy of the head using photographs of cadavers and CBCT images in sagittal, axial and coronal planes with the anatomic structures and landmarks clearly labelled. Important structures and regions are presented in detailed view. This is the first book with photographs of human tissue (based on slicing of cadaveric heads) combined with CBCT images



Mang, W.


**Manual of Aesthetic Surgery 2/e**

ril. 9783540787945 Eur 310,96 pagg. 656; illustrazioni: 549;

Springer Verlag (01/08/2010)

*Chirurgia / Surgery -CHIRURGIA PLASTICA / PLASTIC SURGERY*

This second edition of the highly acclaimed Manual of Aesthetic Surgery again focuses on the most important and most frequently used procedures in aesthetic surgery. All chapters have been updated, and useful tips and tricks have been added. A number of important new methods are included, such as a facial mini lift (M-lift), a mini abdomen procedure, a so-called de-epithelializing method for use in buttock lifts, and liposuction by means of a sophisticated Micro-Air system



Mulholland M.W.

**Greenfield's Surgery : Scientific Principles and Practice , 5/e**

ril. 9781605473550 Lst 139 pagg. 2112; illustrazioni: 1750;

Lippincott Williams & Wilkins (15/10/2010)

*Chirurgia / Surgery*

The Fifth Edition of Greenfield's Surgery has been thoroughly revised, updated, and refocused to conform to changes in surgical education and practice. Reflecting the increasingly clinical emphasis of residency programs, this edition features expanded coverage of clinical material and increased use of clinical algorithms. Key Points, open each chapter, and icons in the text indicate where Key Points are fully discussed. Many of the black-and-white images from the previous edition have been replaced by full-color images

## Dermatologia / Dermatology



Smoller, B.R.

### **Clinical and Pathological Aspects of Skin Diseases in Endocrine, Metabolic, Nutritional and Deposition Disease**


ril. 9781607611806 Eur 109,15 pagg. 250;

Springer Verlag (27/09/2010)

*Dermatologia / Dermatology -MEDICINA INTERNA / INTERNAL MEDICINE*

Through a unique presentation of clinical photographs and accompanying histologic photomicrographs, *Clinical and Pathological Aspects of Skin Diseases in Endocrine, Metabolic, Nutritional and Deposition Disease* provides the practicing surgical pathologist, dermatologist, endocrinologist, internal medicine physician and dermatopathologist with a single volume source that reviews the clinical and pathologic features of metabolic and endocrine disorders that display cutaneous manifestations

## Ematologia / Hematology



Estlin E.

### **Pediatric Hematology and Oncology: Scientific Principles and Clinical Practice**


ril. 9781405153508 Lst 125 pagg. 448;

Wiley-Blackwell (01/09/2010)

*Ematologia / Hematology*

This new textbook has an international authorship and is a practical, up-to-date resource for clinicians responsible for the care of children with oncologic and malignant hematologic disease. It is specifically designed for practicing oncologists and hematologists, pediatricians with an interest in childhood cancer and trainees seeking a systematic approach to these disorders. This new textbook has an emphasis on the visual presentation and ease of reading of contemporary and comprehensive information for children's cancers and contains detailed tables, fact boxes and illustrations

## Endocrinologia / Endocrinology



Nollet L.M.L.

### **Analysis of Endocrine Disrupting Compounds in Food**


ril. 9780813818160 Lst 145 pagg. 528;

Wiley-Blackwell (01/11/2010)

*Endocrinologia / Endocrinology*

*Analysis of Endocrine Disrupting Compounds in Food* provides a unique and comprehensive professional reference source covering most of the recent analytical methodology of endocrine disrupting compounds in food. Editor Nollet and his broad team of international contributors address the most recent advances in analysis of endocrine disrupting chemicals in food. While covering conventional (typically lab-based) methods of analysis, the book focuses on leading-edge technologies that recently have been introduced. The book looks at areas such as food quality assurance and safety. Issues such as persistent organic pollutants, monitoring pesticide and herbicide residues in food, determining heavy and other metals in food and discussing the impacts of dioxins, PCBs, PCDFs and many other suspected chemicals are covered

## Farmacologia / Pharmacology



Grayson, M.L.

**Kucers' the Use of Antibiotics 6/e**


ril. 9780340927670 Lst 450 pagg. 3000;

Hodder Headline (24/09/2010)

*Farmacologia / Pharmacology*

Kucers' The Use of Antibiotics is the leading major reference work in this vast and rapidly developing field. More than doubled in length compared to the Fifth Edition, the Sixth Edition comprises 3000 pages over 2-volumes in order to cover all new and existing therapies, and emerging drugs not yet fully licensed. Concentrating on the treatment of infectious diseases, the content is divided into 4 sections: antibiotics, anti-fungal drugs, anti-parasitic drugs and anti-viral drugs; and is highly structured for ease of reference. Within each section each chapter is structured to cover susceptibility, formulations and dosing (adult and pediatric), pharmacokinetics and pharmacodynamics, toxicity and drug distribution. Detailed discussions regarding clinical uses are also incorporated—a feature unique to this title

## Geriatra / Geriatrics



Abou-Saleh M.M.

**Principles and Practice of Geriatric Psychiatry, 3/e**

ril. 9780470747230 Lst 150 pagg. 976;

Wiley (01/11/2010)

*Geriatra / Geriatrics -PSICHIATRIA / PSYCHIATRY*

The renowned Principles and Practice of Geriatric Psychiatry, now in its third edition, addresses the social and biological concepts of geriatric mental health from an international perspective. Featuring contributions by distinguished authors from around the world, the book offers a distinctive angle on issues in this continually developing discipline

## Ginecologia / Gynaecology



Shaaban A.M.

**Specialty Imaging™: Gynecologic Oncology**

ril. 9781931884228 Lst 97 pagg. 146; illustrazioni: 445;

Lippincott Williams & Wilkins (15/08/2010)

*Ginecologia / Gynaecology -ONCOLOGIA / ONCOLOGY*

Specialty Imaging: Gynecologic Oncology is the first and only Amirsys book dedicated exclusively to cancers of the female reproductive system. Using more than 400 detailed images and nearly 130 pages of easy-to-read bulleted text, Dr. Akram Shabaan and team carefully describe the imaging appearance, staging, techniques, and treatment options for cancers of the vagina, vulva, ovary, cervix uteri, corpus uteri, and fallopian tube. The book includes the brand new Seventh Edition AJCC cancer staging tables, which provide the definitions for TNM, FIGO stages, and AJCC prognostic groups for all gynecologic cancers. High quality images illustrate nearly every stage of every type of these cancers, helping clinicians accurately identify and treat some of the most physically and psychologically devastating cancers of our time

**Neurologia / Neurology**



Blume W.T.

**Blume's Atlas of Pediatric & Adult EEGs**

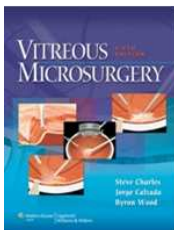
ril. 9781605476056 Lst 153 pagg. 704; illustrazioni: 625;

Lippincott Williams & Wilkins (15/09/2010)

*Neurologia / Neurology*

Blume's Atlas of Pediatric and Adult EEGs combines Dr. Blume's two classic books, the Atlas of Adult EEG and the Atlas of Pediatric EEG, into a single resource for adult and pediatric epileptologists, neurologists, and neurology trainees. This new, consolidated atlas features substantially more digitally obtained illustrations, offers hundreds of new recordings that demonstrate seizure states, normal phenomena, and artifacts, and expands on ICU bedside monitoring with the four-channel abbreviated recording typically used in the intensive care setting. The authors provide examples of typical waveforms and the expected variances.

**Oftalmologia / Ophthalmology**



Charles S.


**Vitreous Microsurgery - 5/e**

ril. 9781608315031 Lst 125 pagg. 304; illustrazioni: 183;

Lippincott Williams & Wilkins (01/09/2010)

*Oftalmologia / Ophthalmology*

Written by a pioneering leader in the development of vitreoretinal surgical techniques and instruments, Vitreous Microsurgery is a comprehensive how-to guide to all vitreoretinal procedures. This thoroughly updated Fifth Edition describes many new techniques and refinements of established procedures. More than 170 three-dimensional full-color illustrations—many by the Charles Retina Institute's resident medical artist, Byron Wood—enable surgeons to clearly visualize the techniques



Roy H.

**Ocular Applications of the Fugo Blade**


ril. 9781605478883 Lst 118 pagg. 227;

Lippincott Williams & Wilkins (15/09/2010)

*Oftalmologia / Ophthalmology*

This one-of-a-kind text focuses on the uses of the Fugo blade, a battery powered, portable electrosurgical unit that produces a cool, thin plasma cloud that coats a blunt cutting filament. When activated, the plasma cuts sharper than a diamond blade by "ablation" of tissue similar to the action of a laser. This is a novel, evolving technology that has been called the "first improvement in incision since the introduction of the laser".

**Oncologia / Oncology**



DeVita V.T.

**Cancer: Principles & Practice of Oncology—Annual Advances in Oncology Volume 1 Important Advances in Oncology**

ril. 9781451103144 Lst 104 pagg. 448; illustrazioni: 168;  
Lippincott Williams & Wilkins (15/08/2010)  
*Oncologia / Oncology*

Introducing the first volume of a new series, Cancer: Principles & Practice of Oncology—Annual Advances in Oncology. This series of annual volumes will focus on the most significant changes in oncologic research and practice that have taken place during the preceding year. Each volume identifies scientific and clinical areas in oncology that are rapidly changing and show a high potential for affecting the management of cancer patients in the future. These areas may reflect current controversies in oncology and every effort is made to provide clear direction for the practicing oncologist




Greene F.

**Minimally Invasive Cancer Management 2/e**

ril. 9781441912374 Eur 153,40 pagg. 385; illustrazioni: 238;  
Springer Verlag (29/07/2010)  
*Oncologia / Oncology*

As minimal access approaches to cancer diagnosis, staging, and therapy become more widely used, it is vital for general surgeons, along with laparoscopists, surgical oncologists and medical oncologists, to stay up to date. The editors, a team consisting of a renowned surgical oncologist and a laparoscopic specialist, aim to provide a resource for the practicing general surgeon using basic minimally invasive techniques. The book discusses diagnosis including biopsy with microinstrumentation, staging, and palliative and curative resection. Specific tumor sites are addressed, including esophagus, stomach, spleen, small bowel, pancreato-biliary, hepatic resection, and colo-rectal resection. Minimally invasive approaches to the thoracic and retroperitoneal areas are included




Magrath I.

**The Lymphoid Neoplasms - 3/e**

ril. 9780340809471 Lst 185 pagg. 1344;  
Hodder Headline (30/07/2010)  
*Oncologia / Oncology -EMATOLOGIA / HEMATOLOGY*

This comprehensive and authoritative reference covers all aspects of the group of disorders collectively known as the lymphoid neoplasms. The reader is taken through a description of its normal cellular origins and the molecular genetic abnormalities that can lead to this group of conditions, a section of the book that has been considerably strengthened for this third edition, to the environmental factors that may be relevant to disease development, and, finally, to the pragmatic aspects of disease management. The authors synthesise for the reader aspects of current knowledge and likely future developments, and direct them to the appropriate resources should they wish to pursue particular avenues of scientific or literature research



Rodriguez-Bigas, M.A

**Hereditary Colorectal Cancer**

*M.D. Anderson Solid Tumor Oncology Series*  
ril. 9781441966025 Eur 166.35 pagg. 638; illustrazioni: 62;  
Springer Verlag (29/09/2010)  
*Oncologia / Oncology -MEDICINA INTERNA / INTERNAL MEDICINE*

Early detection of colorectal cancers is a significant and relatively recent achievement. Persons who carry genetic mutations linked to hereditary colorectal cancer make up 20% of the patient population. With the advent of molecular genetics and the description of hereditary colorectal cancer syndromes, clinicians and genetic counselors are able to use genetic predisposition testing as an effective and important way to identify patients and families affected by inherited colorectal cancer syndromes



Woodruff, T.K

**Oncofertility - Ethical, Legal, Social, and Medical Perspectives**

Series: *Cancer Treatment and Research*


ril. 9781441965172 Eur 111,33 pagg. 350; illustrazioni: 19;

Springer Verlag (29/09/2010)

*Oncologia / Oncology -EMATOLOGIA / HEMATOLOGY*

Oncofertility has emerged as a way to address potential lost or impaired fertility in those with a history of cancer. Active biomedical research is developing new ways to help those afflicted with cancer to preserve their ability to have biological children. *Oncofertility: Ethical, Legal, Social, and Medical Perspectives* moves beyond oncofertility as a science and medical technology and begins to address the social, legal, and ethical ramifications of this emerging field. Dr. Teresa K. Woodruff establishes a team of oncologists, fertility specialists, social scientists, and education and policy makers to engage in an interdisciplinary discussion on the clinical care of women who will lose their fertility due to cancer treatment. "Cancer and its treatment will often compromise fertility. Concerns relevant to reproduction remains one of the most important issues for patients. In this text renowned experts discuss the spectrum of critical issues embraced by *Oncofertility*

**Ortopedia / Orthopaedics**



Hunt T.R.

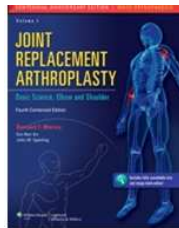
**Operative Techniques in Hand, Wrist, and Forearm Surgery**

ril. 9781451102550 Lst 202 pagg. 994; illustrazioni: 227;

Lippincott Williams & Wilkins (15/10/2010)

*Ortopedia / Orthopaedics*

*Operative Techniques in Hand, Wrist, and Forearm Surgery* contains the chapters on the hand, wrist, and forearm from Sam W. Wiesel's *Operative Techniques in Orthopaedic Surgery* and provides full-color, step-by-step explanations of all operative procedures. Written by experts from leading institutions around the world, this superbly illustrated volume focuses on mastery of operative techniques and also provides a thorough understanding of how to select the best procedure, how to avoid complications, and what outcomes to expect



Morrey B.F.

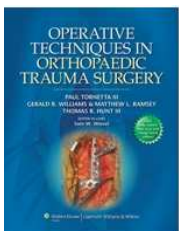
**Joint Replacement Arthroplasty, 4/e**

ril. 9781608314676 Lst 160 pagg. 368; illustrazioni: 725;

Lippincott Williams & Wilkins (15/10/2010)

*Ortopedia / Orthopaedics*

Thoroughly updated and expanded into two volumes, the Fourth Edition of *Joint Replacement Arthroplasty* provides comprehensive coverage of primary and revision arthroplasty procedures for the upper and lower extremities. This definitive text is written by world-renowned experts from the Mayo Clinic and other leading institutions and includes data from the Mayo Clinic's extensive patient records from 1969 through 2009. Volume I, publishing in September 2010, covers the elbow and shoulder. Volume II, publishing in February 2011, covers the hip, knee, and ankle. Each volume includes online access to 30 chapters on the basic science that supports joint replacement



Tornetta P.

**Operative Techniques in Orthopaedic Trauma Surgery**


ril. 9781451102604 Lst 160 pagg. 672;

Lippincott Williams & Wilkins (15/10/2010)

*Ortopedia / Orthopaedics*

*Operative Techniques in Orthopaedic Trauma Surgery* provides full-colour, step-by-step explanations of all operative procedures in orthopaedic trauma surgery. It contains the chapters on trauma from Sam W. Wiesel's *Operative Techniques in Orthopaedic Surgery*. Written by experts from leading institutions around the world, this superbly illustrated volume focuses on mastery of operative techniques and also provides a thorough understanding of how to select the best procedure, how to avoid complications, and what outcomes to expect

**Ostetricia / Obstetrics**



Fritz M.A.

**Clinical Gynecologic Endocrinology and Infertility , 8/e**


ril. 9780781779685 Lst 125 pagg. 1360; illustrazioni: 460;

Lippincott Williams & Wilkins (15/10/2010)

*Ostetricia / Obstetrics -GINECOLOGIA / GYNAECOLOGY-ENDOCRINOLOGIA / ENDOCRINOLOGY*

Established for more than thirty years as one of the world's most widely read gynecology texts, Clinical Gynecologic Endocrinology and Infertility is now in its Eighth Edition. In a clear, user-friendly style enhanced by abundant illustrations, algorithms, and tables, the book provides a complete explanation of the female endocrine system and its disorders and offers practical guidance on evaluation and treatment of female endocrine problems and infertility. Major sections cover reproductive physiology, clinical endocrinology, contraception and infertility. This edition has a modern full-color design and includes multiple-choice questions and answers for review of every chapter

**Otorinolaringoiatria / Otorhinolaryngology**



Langdon J.

**Operative Oral and Maxillofacial Surgery 2/e**


ril. 9780340945896 Lst 220 pagg. 832;

Hodder Headline (24/09/2010)

*Otorinolaringoiatria / Otorhinolaryngology -CHIRURGIA PLASTICA / PLASTIC SURGERY*

For this second edition, the contents have been extensively revised not only to include all aspects of oral surgery but also to reflect the changes in maxillofacial practice that have occurred since 1998. In particular, the role of osseointegrated implants, the management of craniofacial trauma and facial aesthetic surgery including 'cosmetic' surgery and bone distraction have all moved on since the first edition was written. The editors have made a careful selection of contributors representing current practice from throughout the world including continental Europe, the United States, Asia and Australia

**Patologia / Pathology**



Rosen P.P.

**Breast Pathology , 3/e - Diagnosis by Needle Core Biopsy**


ril. 9781608316700 Lst 131 pagg. 432; illustrazioni: 1193;

Lippincott Williams & Wilkins (15/08/2010)

*Patologia / Pathology*

Edited by two eminent authorities on breast pathology, this heavily illustrated text offers essential guidance on diagnostic evaluation of needle core biopsies. The focus is on the most common and challenging differential diagnostic problems encountered in these specimens. More than 1,100 full-colour illustrations depict the entire spectrum of breast pathology seen in needle core biopsies.

**Pediatria / Pediatric**



Milla S.

**The Teaching Files: Pediatric - Expert Consult - Online and Print**

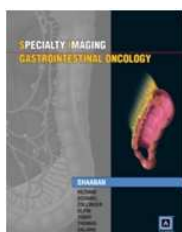
ril. 9781416062066 Lst 83,99 pagg. 672;

Saunders (13/07/2010)

*Pediatria / Pediatric -RADIOLOGIA / RADIOLOGY*

Drs. Sarah Milla and Sarah Bixby's "The Teaching Files: Pediatrics" provides you with interesting and well-presented clinical findings and images so you can better diagnose any pediatric disease. An easy-to-use, templated organization makes referencing difficult diagnoses easier than ever before. Discussions of today's modalities and technologies keep you up to date, and challenging diagnostic questions probe your knowledge of the material. Plus, with Expert Consult functionality, you can access the full text and illustrations online from any Internet-accessible computer

**Radiologia / Radiology**



Shaaban A.M.

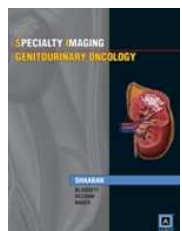
**Specialty Imaging™: Gastrointestinal Oncology**

ril. 9781931884235 Lst 111 pagg. 345; illustrazioni: 1158;

Lippincott Williams & Wilkins (15/09/2010)

*Radiologia / Radiology -ONCOLOGIA / ONCOLOGY-GASTROENTEROLOGIA / GASTROENTEROLOGY*

Amirsys is pleased to announce the publication of Specialty Imaging: Gastrointestinal Oncology, our only book focused entirely on gastrointestinal cancers. Dr. Akram Shaaban and team have skillfully assembled over 1,000 high-quality images that show the various tumor stages for cancers of the small intestine, esophagus, appendix, colon, stomach, gall bladder, pancreas, and more. These images and over 320 pages of easy-to-read bulleted text masterfully guide the clinician and researcher through a sophisticated discussion of a variety of imaging appearances, stages, and treatment options



Shaaban A.M.

**Specialty Imaging™: Genitourinary Oncology**

ril. 9781931884242 Lst 97 pagg. 148; illustrazioni: 486;

Lippincott Williams & Wilkins (15/08/2010)

*Radiologia / Radiology -UROLOGIA / UROLOGY*

The first Amirsys publication devoted solely to genitourinary cancers has finally arrived. In Specialty Imaging: Genitourinary Oncology, Dr. Akram Shaaban and team skillfully guide clinicians through the imaging appearances, staging, and treatment techniques for cancers of the kidney, bladder, adrenal glands, urethra, testicle, and prostate. The 130 pages of fast-reading, bulleted text are enriched with well over 450 vivid images, each of which identifies and explains clinically significant factors. The recently published Seventh Edition AJCC cancer staging tables are included to aid the staging discussions, providing definitions for TNM and AJCC prognostic groups for all genitourinary cancers

**Licosa**  
**Sansoni**

Libreria Commissionaria Sansoni  
Via Duca di Calabria 1/1  
50125 Firenze - Italia  
fax: +39 055 641257  
licosa.informa@licosa.com