

MEDICINA / MEDICINE-HEALTH**Anestesia / Anesthesiology**

Barash P.G.


Clinical Anesthesia, 6e

ril. 9780781787635 Lst 133 pagg. 1600; illustrazioni: 941;

Lippincott Williams & Wilkins (15/05/2009)

Anestesia / Anesthesiology

This premier single-volume reference in the field of anaesthesia is now in its Sixth Edition with thoroughly updated coverage, a new full-colour design and a revamped art program featuring 880 full-colour illustrations. More than 80 leading experts cover every aspect of contemporary perioperative medicine



Barash P.G.

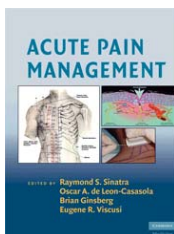
Handbook of Clinical Anesthesia, 6e

br. 9780781789486 Lst 32,95 pagg. 1146; illustrazioni: 210;

Lippincott Williams & Wilkins (15/05/2009)

Anestesia / Anesthesiology

This pocket-sized handbook provides quick, easy access to the essential bedside information from Clinical Anesthesia, 6e (see above). The most practical clinical pearls on what to do and how and when to do it are presented in concise outline format, with hundreds of tables, graphs and algorithms that summarise and prioritise crucial points



Sinatra R.

Acute Pain Management


ril. 9780521874915 Lst 65 pagg. 724;

Cambridge U.P. (31/05/2009)

Anestesia / Anesthesiology

This textbook provides a comprehensive overview of acute pain management, including the anatomy of pain pathways, the pathophysiology of severe pain, pain assessment, therapeutic guidelines, analgesic options, organization of pain services, and the role of anesthesiologists, surgeons, pharmacists, and nurses in providing optimal care

Cardiologia / Cardiology



Crawford


CURRENT Diagnosis & Treatment in Cardiology, 3/e

br. 9780071442114 Lst 53,99 pagg. 504;

McGraw Hill (01/05/2009)

Cardiologia / Cardiology

This book covers the major disease entities and therapeutic challenges in cardiology as well as special topics such as heart disease in pregnancy and the athlete's heart. Each chapter is divided by disorder into well-organized sections discussing diagnostic techniques, prevention strategies, treatment, and prognosis. All chapters are written by leaders in the field with several new authors bringing a fresh voice to the content of this third edition



Picano E.

Stress Echocardiography 5/e - With CD-ROM

ril. 9783540764656 Eur 135,15 pagg. 612; illustrazioni: 287;

Springer Verlag (01/04/2009)

Cardiologia / Cardiology

Over the past twenty years, stress echocardiography has developed into a well-established technique that is versatile, patient friendly, and relatively inexpensive. This new, extensively revised and enlarged edition of Stress Echocardiography documents all of the very significant advances made since the fourth edition. The early chapters place the technique within a historical context and describe its pathophysiological basis

Chirurgia / Surgery



Givel J.C.


Anorectal and Colonic Diseases - A Practical Guide to their Management - w ith DVD - 3/

ril. 9783540694182 Eur 249 pagg. 750; illustrazioni: 380;

Springer Verlag (19/08/2009)

Chirurgia / Surgery

This totally revised and enlarged new edition offers concise and well-structured chapters each focussing on the clinical, diagnostic, and therapeutic aspects of a condition commonly encountered by the coloproctologist and gastroenterological surgeon, who are faced with an increasing number of precise and specific treatment modalities. The comprehensive, yet easy-to-read, information in this practical guide on both common and rare anorectal and colonic diseases is particularly important for both the practitioner, who needs to know all the possible modalities of conservative and surgical treatment, and the surgeon, who needs to adapt his surgical procedure to the clinical and anatomical findings.



Sugarbaker D. J.

ADULT CHEST SURGERY

ril. 9780071434140 Lst 230 pagg. 976; illustrazioni: 600;

McGraw Hill (01/06/2009)

Chirurgia / Surgery

Adult Chest Surgery is a comprehensive, practical textbook on operative techniques of thoracic surgery. Written by a stellar author team composed primarily of experts from Harvard Medical School, the book offers a unified tone and presentation missing from competitive titles along with a scope of content suitable for both the general surgeon and the chest specialist

Dermatologia / Dermatology



Hall J.C.

Skin Infections - Diagnosis and Treatment


ril. 9780521897297 Lst 55 pagg. 259;

Cambridge U.P. (30/06/2009)

Dermatologia / Dermatology

This is the first textbook linking the two disciplines of dermatology and infectious diseases. As the number of elderly, AIDS, transplant and cancer surviving patients continues to rapidly increase worldwide, all medical personnel need to be able to rapidly recognize and treat infections. The skin is the most easily accessed and monitored of all organs and is often the first sign of infection. Knowledge of the integument's link to infection is a must for the modern medical nurse, nurse practitioner, medical student, resident and practitioner

Ematologia / Hematology



Vogelsang G.B.

Chronic Graft Versus Host Disease - Interdisciplinary Management


ril. 9780521884235 Lst 95 pagg. 520;

Cambridge U.P. (31/05/2009)

Ematologia / Hematology

Chronic graft versus host disease (GVHD) is the most common complication of allogeneic bone marrow transplantation. Because of the protracted clinical course of chronic GVHD, transplant centers and hematology/oncology offices are inadequately equipped to manage these immuno-incompetent patients with a multi-system disorder. Practitioners need to be able to recognize and effectively manage chronic GVHD as a late effect of more than half of allogeneic transplantations.

Farmacologia / Pharmacology



Ansel H.C.


Pharmaceutical Calculations 13/e

ril. 9781582558370 Lst 50 pagg. 480; illustrazioni: 59;

Lippincott Williams & Wilkins (25/03/2009)

Farmacologia / Pharmacology

The gold standard textbook in its area for over sixty years, Pharmaceutical Calculations is now in its Thirteenth Edition. Every chapter has been revised and updated to reflect the basic calculations applicable to the contemporary practice of pharmacy. The thirteenth edition of Pharmaceutical Calculations represents a thorough update of this textbook which for over six decades has met the needs of students in this important subject area. One of the most apparent changes in this edition is the inclusion of learning objectives for each chapter.



Gomperts B.D.

Signal Transduction 2/e

ril. 9780123694416 Lst 56,99 pagg. 576;

Academic Press (12/08/2009)

Farmacologia / Pharmacology

Signal Transduction, 2/e" is written by Bastien D. Gomperts, University College, London, United Kingdom; Ijsbrand M. Kramer, University of Bordeaux, Talence; France Peter E.R. Tatham, University College, London, United Kingdom; and, Miranda Gomperts. Key features of this title include: up-to-date, inclusive coverage of targeting transduction pathways for research and medical intervention; in-depth coverage of nuclear receptors, including steps in isolation of steroid hormones and the discovery of intracellular hormone receptors, Tyrosine protein kinases and adaptive immunity, and intracellular calcium; extensive conceptual colour artwork to assist with comprehension of key topics; and, instrumental margin notes that highlight milestones in signalling mechanisms. "Signal Transduction" is a thorough, well-illustrated study in cell



Hansten P.D.

Hansten and Horn's Drug Interactions Analysis and Management 4/e

br. 9781574393118 Lst 67 pagg. 768;
Lippincott Williams & Wilkins (15/03/2009)
Farmacologia / Pharmacology

Hansten and Horn's Drug Interactions Analysis and Management assists in the prevention and management of drug interactions, achieving improved patient outcomes. Each interaction monograph includes a ranking system clearly indicating the level of patient risk. Noninteractions are also included. Each monograph contains a summary, risk factors, related drugs, management options, and references

Gastroenterologia / Gastroenterology




Greenberger N.

CURRENT Diagnosis and Treatment in Gastroenterology, Hepatology, and Endoscopy 3/e

br. 9780071490078 Lst 49,99 pagg. 250; illustrazioni: 250;
McGraw Hill (01/06/2009)
Gastroenterologia / Gastroenterology

This new addition to the popular CURRENT series provides you with all you need to know for diagnosing and treating digestive tract and liver disorders. It takes an explicitly clinical approach as presented in a highly formatted design. Among its most notable features is thorough coverage of endoscopy and liver disorders

Genetica / Genetics



Kim Y.

Handbook of Behavior Genetics

ril. 9780387767260 Eur 176,75 pagg. 597; illustrazioni: 97;
Springer Verlag (01/04/2009)
Genetica / Genetics

Covers the most current issues in behavior genetics such as schizophrenia, autism, alcoholism, smoking, and drug abuse and the role that behavioral genetics plays in these behaviors. Features contributions from animal behaviorists and psychologists who share their latest empirical findings. Utilizes the latest molecular techniques and methodologies that students can apply to future research. This handbook provides research guidelines to study roles of the genes and other factors involved in a variety of complex behaviors. Utilizing methodologies and theories commonly used in behavior genetics, each chapter features an overview of the selected topic, current issues, as well as current and future research.




Lin S.

Handbook on Analyzing Human Genetic Data - Computational Approaches and Software

ril. 9783540692638 Eur 154,96 pagg. 550;
Springer Verlag (01/04/2009)
Genetica / Genetics

The discipline of statistical genetics is highly computational. Be it exact computational methods, simulation based, or a hybrid of the two, computational packages are indispensable tools and constant companions of researchers in the field. This handbook is intended to provide human geneticists and other biomedical researchers with guidance on selections of appropriate computational methods and software packages for their specific genetic problems. It may also be used by students and other learners as a reference in conjunction with a more theoretical and/or methodologically oriented text book.

Ginecologia / Gynaecology



Harper J.

Preimplantation Genetic Diagnosis 2/e


ril. 9780521884716 Lst 70 pagg. 304;

Cambridge U.P. (30/06/2009)

Ginecologia / Gynaecology

Preimplantation genetic diagnosis (PGD) is a key technique in modern reproductive medicine. Originally developed to help couples who were at risk of transmitting single-gene genetic abnormalities to their children, the development of the FISH technique broadened chromosome analysis to include detection of more complex inherited abnormalities. The last decade has seen the development of aneuploidy screening (PGS) for infertile couples, using the same techniques as PGD but screening for as many chromosomes as possible

Medicina Interna / Internal Medicine



Fauci A.S.

HARRISON'S MANUAL OF MEDICINE, 17TH EDITION


br. 9780071477437 Lst 43,99 pagg. 1104;

McGraw Hill (01/05/2009)

Medicina Interna / Internal Medicine

Coming off its best sales performance ever with the 16th edition, the Harrison's Manual of Medicine is the ultimate companion to Harrison's and is perfect for use when time is tight and immediate answers a must. Reflecting content selected from the parent text on the basis of its immediate patient management relevance, the Manual provides point-of-care guidance to all the major conditions seen in internal medicine. It is more than a book of bullets and nuggets, however, as it provides more depth of coverage than most books intended for portable use at the point of care.

Neurochirurgia / Neurosurgery



Lozano A.M.

Textbook of Stereotactic and Functional Neurosurgery 2/E - With DVD. In 2 volumes


ril. 9783540699590 Eur 599 pagg. 3285; illustrazioni: 900;

Springer Verlag (01/06/2009)

Neurochirurgia / Neurosurgery

The Textbook of Stereotactic and Functional Neurosurgery will become a reference text in Stereotactic and Functional Neurosurgery. The authors have been selected based on their international recognition and academic excellence in the field. It covers stereotactic principles as well as functional stereotaxis. Amongst the stereotactic principles are discussions of frame-based and frameless systems of stereotaxis, image guidance stereotaxis, atlases and the technical aspects of radiosurgery

Neurologia / Neurology



Binder D.


Encyclopedia of Neuroscience- 5 Vols Set

ril. 9783540237358 Eur 2078,96 pagg. 4399; illustrazioni: 1652;

Springer Verlag (01/03/2009)

Neurologia / Neurology

Comprehensive: includes more than 10,000 entries with keynotes, in-depth essays and reviews on 43 topic fields 7 Visually sumptuous with some 1,000 full-color illustrations 7 Intelligently structured, accessible and user-friendly: A-Z format, clear, concise language and uniform essay structure provides easy access to content .This five-volume reference work gathers more than 10,000 entries, including in-depth essays by internationally known experts, and short keynotes explaining essential terms and phrases. In addition, expert editors contribute detailed introductory chapters to each of 43 topic fields ranging from the fundamentals of neuroscience to fascinating developments in the new, inter-disciplinary fields of computational neuroscience and neurophilosophy.



Simon R.

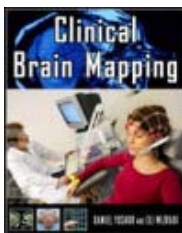
Clinical Neurology 7/e

br. 9780071546447 Lst 36,99 pagg. 400; illustrazioni: 200;

McGraw Hill (01/05/2009)

Neurologia / Neurology

The new edition of this industry-leader has undergone a major revision with greater emphasis on clinically-relevant information, ensuring that both standard and new therapies are covered. This edition has also been modernized so that terminology and classification are up to date. Additionally, the writing style has been modernized as well to ensure that the book continues to be readable and easily understood by those just entering the field



Yoshor D.

CLINICAL BRAIN MAPPING


ril. 9780071484411 Lst 120 pagg. 420; illustrazioni: 350;

McGraw Hill (01/06/2009)

Neurologia / Neurology

Clinical Brain Mapping provides a practical guide to mapping brain function prior to neurosurgery. Featuring 350 illustrations, this step-by-step guide provides complete coverage of mapping methods from the classic Wada test to the newest fMRI and magnetoencephalography procedures. The authors review the systems that are mapped with a multi-modality approach and include chapters on specific applications of each technique.

Oftalmologia / Ophthalmology



Arevalo J.F.


Retinal Angiography and Optical Coherence Tomography

ril. 9780387689869 Eur 99,95 pagg. 471; illustrazioni: 348;

Springer Verlag (01/04/2009)

Oftalmologia / Ophthalmology

OCT is a relatively new imaging technique that is becoming increasingly popular among ophthalmologists in both private and academic settings. Imaging has been a slow moving area in ophthalmology for some time, but now OCT is providing another, more detailed source of demonstrable change in the eye, in diagnostic, therapeutic or post-surgical setting. OCT and ultrasound both measure advancing disease states and post surgical healing. The difference is that OCT shows more subtle changes, particularly post-surgically



Harris

Atlas of Oculofacial Reconstruction - Principles and Techniques for the Repair of Periocular Defects


ril. 9780781796514 Lst 119 pagg. 160; illustrazioni: 165;

Liverpool University Press (15/05/2009)

Oftalmologia / Ophthalmology

This full-colour atlas is a practical, step-by-step guide to the reconstruction of periocular defects following tumor excision or tissue-loss trauma. The book addresses the specific anatomic concerns in each oculofacial sector with tailored surgical principles and techniques designed to improve aesthetic outcomes. Full-colour illustrations with detailed explanatory legends depict each step of each surgical technique. Flap design and mobilization are shown directly on surgical photographs, rather than in idealised drawings. The clear, accessible writing style will appeal to ophthalmic and plastic surgeons, non-ophthalmic surgeons, and non-surgical ophthalmic specialists

Oncologia / Oncology



Schwab B.

Encyclopedia of Cancer 4 Vols set

ril. 9783540368472 Eur 1662,96 pagg. 3235; illustrazioni: 979;

Springer Verlag (01/03/2009)

Oncologia / Oncology

This encyclopedic reference provides rapid access to topics in cancer research for clinicians, research scientists and advanced students. With an A-Z format of over 7,000 entries, over 1,000 contributing authors offer a complete reference to cancer, providing definitions of common acronyms and short definitions of related terms and processes as well as comprehensive information on syndromes, genes and molecules, and processes and methods.

Ortopedia / Orthopaedics



Szendrői M.

Color Atlas of Clinical Orthopedics

ril. 9783540855606 Eur 269,36 pagg. 500; illustrazioni: 1500;
Springer Verlag (28/05/2009)
Ortopedia / Orthopaedics

The Color Atlas of Clinical Orthopedics is composed of a vast number of pictures presenting the clinical symptoms of the various orthopedic conditions. Clinical photographs, X-rays, MRI, ultrasound, and CT pictures provide an in-depth overview of the characteristic clinical features of orthopedic diseases and deformities. The atlas is an invaluable help for orthopedic surgeons and orthopedic residents in the differential diagnosis of a variety of disorders

Otorinolaringoiatria / Otorhinolaryngology



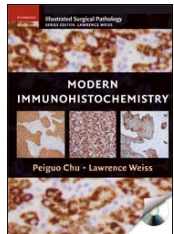
Stucker F.J

Rhinology and Facial Plastic Surgery

ril. 9783540743798 Eur 187,15 pagg. 946; illustrazioni: 967;
Springer Verlag (23/04/2009)
Otorinolaringoiatria / Otorhinolaryngology

This unique, outstanding and comprehensive textbook on diseases of the nose is unsurpassed in its kind. "Rhinology and Facial Plastic Surgery" covers and illustrates all relevant surgical steps and surgical procedures with unique step-by-step illustrations, including many in color

Patologia / Pathology

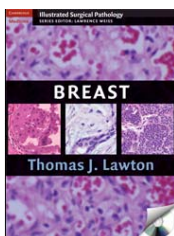


Chu P.

Modern Immunohistochemistry

Series: *Cambridge Illustrated Surgical Pathology*
ril. 9780521874304 Lst 95 pagg. 720;
Cambridge U.P. (01/06/2009)
Patologia / Pathology

Diagnostic pathology is an inherently flawed science due to the many possible interpretations of various tissues. However, the application of immunohistochemical stains as a diagnostic tool has been widely used since the 1990s as an extremely effective ancillary technique that removes much subjectivity from the practice. In fact, immunohistochemistry has supplanted simple morphologic evaluation as the definitive diagnostic method for a wide array of tumor types. This book offers a new and modern atlas-based resource for this science. Every anatomic region is covered in detail, and major diseases contain side-by-side examples of other ancillary staining techniques for comparison

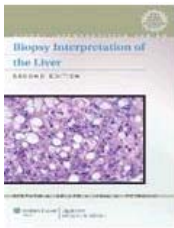


Lawton T.

Breast

Series: *Cambridge Illustrated Surgical Pathology*
ril. 9780521881593 Lst 80 pagg. 256;
Cambridge U.P. (30/06/2009)
Patologia / Pathology

Breast pathology is arguably considered the most challenging and controversial area of diagnostic pathology. Many gradations of normal, pre-cancerous, and cancerous conditions are often indistinguishable, making a clear-cut diagnosis very difficult and often a cause for intense debate. This latest book in the Cambridge Illustrated Surgical Pathology series comprehensively covers all methods utilized by pathologists to accurately diagnose diseases affecting the breast

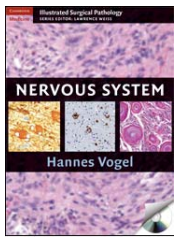


Stephen A

Biopsy Interpretation of the Liver, 2e

ril. 9780781774680 Lst 100 pagg. 146; illustrazioni: 1200;
Lippincott Williams & Wilkins (15/05/2009)
Patologia / Pathology

Biopsy Interpretation of the Liver is a practical source of information to understand the diseases of the liver, with particular emphasis on the histopathology of those diseases. The book offers clear guidelines for the pathologist to recognise and diagnose a full spectrum of liver disorders. It progresses from the basics—including technical considerations, liver anatomy, and examination methods—then provides essential guidelines for recognizing and assessing specific hepatic conditions




Vogel H.

Nervous System

Series: Cambridge Illustrated Surgical Pathology

ril. 9780521881616 Lst 70 pagg. 520;
Cambridge U.P. (30/06/2009)
Patologia / Pathology

Nervous System is the new atlas-oriented resource in central nervous system pathology. As the fourth book in the Cambridge Illustrated Surgical Pathology series it is the most comprehensive text of methods utilized by pathologists to accurately diagnose diseases affecting the brain, meninges, and spinal cord. The book is a richly illustrated guide to surgical neuropathology, including all primary brain tumors as well as others arising near the nervous system that are also within the scope of neurosurgical practice



Zhou X.J.

Silva's Diagnostic Renal Pathology

ril. 9780521877022 Lst 90 pagg. 640;
Cambridge U.P. (30/06/2009)
Patologia / Pathology

The kidneys are responsible for many key bodily functions, but their primary role as a filter of toxins makes them extremely susceptible to disease. Often these diseases can only be diagnosed through a renal biopsy, a complicated procedure requiring ancillary immunologic and molecular diagnostic techniques. This book covers all methods used by renal pathologists to diagnose a wide range of kidney diseases. Unlike most literature on renal pathology, this book is situated on the midpoint between encyclopedic and superficial coverage, written for the signing-out pathologist.

Pediatria / Pediatric



Puri P.


Pediatric Surgery - Diagnosis and Management

ril. 9783540695592 Eur 149,95 pagg. 1040; illustrazioni: 542;

Springer Verlag (28/05/2009)

Pediatria / Pediatric

'Pediatric Surgery, Diagnosis and Management' features contributions by leading experts in pediatric surgery and pediatric urology who have unique experience in their respective fields. The text provides detailed practical advice on the diagnosis and management of congenital and acquired conditions in infants and children



Stevenson D.K.

The Behavioral Neurology of Dementia 4/e


ril. 9780521888592 Lst 95 pagg. 600;

Cambridge U.P. (31/07/2009)

Pediatria / Pediatric

Improvements in the detection of fetal and neonatal brain injuries, advances in our understanding of the pathophysiology, cellular and molecular bases of encephalopathy, and new treatment options have all combined to produce significant changes in the management of neonatal brain disorders in the past few years. This new edition of Fetal and Neonatal Brain Injury brings the reader fully up to date with all advances in clinical management and outcome assessment. New material includes pregnancy-induced hypertension, HELLP syndrome and chronic hypertension, complications of multiple gestation, neurogenic disorders of the brain, neonatal stroke and much more

Psichiatria / Psychiatry



Sadock

Kaplan and Sadock's Comprehensive Textbook of Psychiatry, 9e - 2 Vols Set


ril. 9780781768993 Lst 199 pagg. 4224; illustrazioni: 370;

Lippincott Williams & Wilkins (15/05/2009)

Psichiatria / Psychiatry

Throughout eight prior editions, "CTP" has been established as the cornerstone text in the field of psychiatry and mental health. This Ninth Edition provides a wealth of new and updated information in neural science, genetics, neuropsychiatry, psychopharmacotherapy, and other key areas. A distinguished new co-editor, Pedro Ruiz, MD, has joined Drs. Benjamin and Virginia Sadock for this edition, and over 500 contributors provide the most up-to-date information in every area of psychiatry and mental health

Radiologia / Radiology



Balthazar E. J

Imaging of the Pancreas - Acute and Chronic Pancreatitis


Series: *Medical Radiology*

ril. 9783540002819 Eur 145,55 pagg. 465; illustrazioni: 882;

Springer Verlag (20/05/2009)

Radiologia / Radiology

With the aid of numerous high-quality illustrations, this volume explains the strengths and limitations of the different techniques employed in the imaging of pancreatitis. Ultrasound, computed tomography, magnetic resonance imaging and interventional imaging are each considered separately in the settings of acute and chronic pancreatitis. A further section is devoted to imaging of the complications of these conditions



Benndorf G.

Dural Cavernous Sinus Fistulas - Diagnosis and Endovascular Therapy

Series: *Medical Radiology*

ril. 9783540008187 Eur 139,95 pagg. 340; illustrazioni: 714;

Springer Verlag (17/06/2009)

Radiologia / Radiology

Dural cavernous sinus fistulas (DCSFs) represent a benign vascular disease, consisting in an arteriovenous shunt at the cavernous sinus. In the absence of spontaneous resolution, the fistula may lead to eye redness, swelling, proptosis, chemosis, ophthalmoplegia and visual loss. Although modern imaging techniques have improved the diagnostic, patients with low-flow DCSFs are still misdiagnosed. These patients can get erroneously treated for infections and inflammation for months or years and are at risk of visual loss. Early and proper diagnosis helps to avoid deleterious clinical course of the disease



Molls M.

The Impact of Tumor Biology on Cancer Treatment and Multidisciplinary Strategies

Series: *Medical Radiology*


ril. 9783540743859 Eur 135,15 pagg. 370; illustrazioni: 100;

Springer Verlag (21/04/2009)

Radiologia / Radiology

This book provides an overview of the fundamentals of tumor biology and the influence of various biologic factors, including inhomogeneity of cancer cells, microenvironment, and host factors, on the design of therapeutic strategies and the outcome of established and emerging treatments. Particular attention is devoted to multidisciplinary combined modality therapy. The topics reviewed include tumorigenesis, cell proliferation, angiogenesis, physiology of malignant tissues, adhesion and invasion, development of metastases, and the role of the immune system in cancer development. Subsequent chapters focus on cancer prevention, detection, and treatment

Radioterapia / Radiotherapy



Harari P. M.

Functional Preservation and Quality of Life in Head and Neck Radiotherapy

Series: *Medical Radiology*


ril. 9783540732310 Eur 139,95 pagg. 325; illustrazioni: 74;

Springer Verlag (04/06/2009)

Radioterapia / Radiotherapy

This book focuses on functional treatment outcomes in head and neck cancer patients from the perspective of experts from around the world in medical and allied health fields. Recent advances in management strategies are presented as they relate to functional preservation and quality of life. Clinical and research knowledge is organized in an approachable manner by means of short chapters, key point tables, and high-quality illustrations and graphics.

Tossicologia / Toxicology



Haschek W. M.

Fundamentals of Toxicologic Pathology 2/e

ril. 9780123704696 Lst 125 pagg. 700;

Elsevier Science Publishers (14/09/2009)

Tossicologia / Toxicology

Toxicologic pathology integrates toxicology and the disciplines within it (such as biochemistry, pharmacodynamics and risk assessment) to pathology and its related disciplines (such as physiology, microbiology, immunology, and molecular biology). "Fundamentals of Toxicologic Pathology 2/e" updates the information presented in the first edition, including five entirely new chapters addressing basic concepts in toxicologic pathology, along with color photomicrographs that show examples of specific toxicant-induced diseases in animals. The current edition also includes comparative information that will prove a valuable resource to practitioners, including diagnostic pathologists and toxicologists

Urologia / Urology



Rosenblatt A.

Human Papillomavirus - A Practical Guide for Urologists

ril. 9783540709732 Eur 124,75 pagg. 230; illustrazioni: 200;

Springer Verlag (10/06/2009)

Urologia / Urology

This book is a practical and comprehensive guide to the diagnosis and treatment of human papillomavirus (HPV)-related diseases from a urological perspective. With a strong emphasis on the clinical aspects of genital HPV infection, it reviews new diagnostic methods for virus detection and typing, management of penile and urethral lesions, new treatment modalities including an overview of the use of lasers, the link between HPV and cancer, and new prevention methods with an update on HPV vaccines



Libreria Commissionaria Sansoni
Via Duca di Calabria 1/1
50125 Firenze - Italia
fax: +39 055 641257
licosa.informa@licosa.com