


MEDICINA / MEDICINE-HEALTH

Anestesia / Anesthesiology



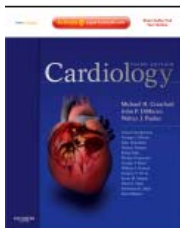
Waldman S.D.

PHYSICAL DIAGNOSIS OF PAIN WITH DVD - 2/e

ril. 9781437702613 Lst 111 pagg. 376; illustrazioni: 600;
Saunders (11/09/2009)
Anestesia / Anesthesiology

The only atlas devoted to the physical diagnosis of pain, Dr. Steven Waldman's 2nd edition of *Physical Diagnosis of Pain* continues to offer a clear, how-to-do-it approach to the accurate diagnosis of 300 conditions through their physical signs. Dr. Waldman's teaching method coupled with new and beautifully detailed illustrations give you the information you need to optimize outcomes for your patients with pain. Plus, thirty new chapters keep you up to date and a DVD of procedural videos performed by Dr. Waldman provides you with authoritative guidance on conducting physical examinations to help you effectively diagnose pain

Cardiologia / Cardiology



M.H.

Cardiology- 3/e Expert Consult - Online and Print

ril. 9780723434856 Lst 135 pagg. 1984; illustrazioni: 1900;
Mosby (18/09/2009)
Cardiologia / Cardiology

With your heavy case load, you can't afford to waste time searching for answers. Online and in print, *Cardiology*, 3rd Edition, by Drs. Crawford, DiMarco, and Paulus, offers you just the practical, problem-based guidance you need to quickly overcome any clinical challenge. 8 color-coded sections cover the 8 major clinical syndromes of cardiovascular disease—each section a virtual "mini textbook" on its topic! 40 new chapters keep you up to date with the latest advances in the field, while more than 2,000 lavish, high-quality illustrations, color photographs, tables, and ECGs capture clinical manifestations as they present in practice. Expert Consult functionality enables you to reference the complete contents from any location...and find the guidance you need in less time. It's current, actionable information that you can put to work immediately for your patients

Chirurgia / Surgery



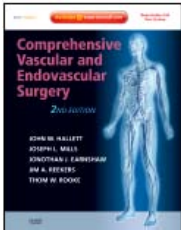
Bland K.I.

The Breast - Expert Consult Online and Print - 4/e - 2 vols set

ril. 9781416052210 Lst 227 pagg. 1712; illustrazioni: 900;
Saunders (09/09/2009)
Chirurgia / Surgery

The Breast: Comprehensive Management of Benign and Malignant Diseases, 4th Edition, by Kirby I. Bland, MD, and Edward M. Copeland, III, MD, is a surgical reference that offers the most comprehensive, up-to-date resource on the diagnosis and management of, and rehabilitation following, surgery for benign and malignant diseases of the breast. With its multidisciplinary approach, sweeping updates, new contributors, and authoritative guidance, you'll have exactly what you need to inspire patient confidence and provide the best possible outcomes. Best of all, this new edition comes to you in print and online for easy, convenient access to the absolute latest adv

Chirurgia Vascolare / Vascular Surgery



Hallett J,W.

Comprehensive Vascular and Endovascular Surgery - 2/e - Expert Consult - Online and Print

ril. 9780323057264 Lst 168 pagg. 932; illustrazioni: 1000;

Mosby (18/09/2009)

Chirurgia Vascolare / Vascular Surgery

Comprehensive Vascular and Endovascular Surgery, 2nd Edition, edited by John W. Hallett, Jr., MD, FACS, Joseph L. Mills, MD, Jonathan Earnshaw, DM, FRCS, Jim A. Reekers, MD, PhD, and Thom Rooke, MD delivers in-depth, clinically focused coverage of all aspects of vascular surgery in an exceptionally well-designed single reference. Each disease chapter follows the same consistent format, for quick consultation and better comprehension. The revised 2nd Edition features several new chapters, increased endovascular treatment coverage, and updated data from the latest trials...bringing you the newest advances from the field

Dermatologia / Dermatology



Burns T.

Rook's Textbook of Dermatology, (Four-volume set - Print and Online package), 8th Edition


ril. 9781405161695 Lst 499 pagg. 5024;

Wiley-Blackwell (01/01/2010)

Dermatologia / Dermatology

The late Arthur Rook established the Textbook of Dermatology as the most comprehensive work of reference available to the dermatologist. Covering all aspects of skin disease from basic science through pathology and epidemiology to clinical practice, the text is recognized for its unparalleled coverage of diagnosis. Hailed by reviewers as "a thorough, modern masterpiece" and "the best textbook of dermatology in the world," and trusted by dermatologists around the world for accurate and comprehensive coverage, this clinical classic is the definitive source of information for all dermatologists

Farmacologia / Pharmacology



Winter

Basic Clinical Pharmacokinetics 5/e


br. 9780781779036 Lst 44 pagg. 560;

Lippincott Williams & Wilkins (01/10/2009)

Farmacologia / Pharmacology

Basic Clinical Pharmacokinetics was designed to simplify pharmacokinetics to help busy practitioners and pharmacy students in clinical settings understand and visualize basic principles. An easy-to-read, case-study format has made the text a favorite among students, clinical professors, and practitioners.

Neurologia / Neurology



Berntson G.G.

Handbook of Neuroscience for the Behavioral Sciences, 2 Vols Set


ril. 9780470083550 Lst 160 pagg. 2000;

Wiley (01/10/2009)

Neurologia / Neurology

As technology has made imaging of the brain noninvasive and inexpensive, nearly every psychologist in every subfield is using pictures of the brain to show biological connections to feelings and behavior. Handbook of Neuroscience for the Behavioral Sciences provides psychologists and other behavioral scientists with a solid foundation in the increasingly critical field of neuroscience. Current and accessible, it provides in two comprehensive volumes the information they need to understand the new biological bases, research tools, and implications of brain and gene research as it relates to psychology

Odontoiatria / Dentistry



Castelucci A.


Endodontics Vol. 3

ISBN 9788889411018 Euro 200 pagg. 512;

Edizioni Odontoiatr.il Tridente (01/09/2009)

Odontoiatria / Dentistry

Oftalmologia / Ophthalmology



Chen W.P.


Color Atlas of Cosmetic Oculofacial Surgery - with DVD 2/e

ril. 9781416062103 Lst 130 pagg. 376; illustrazioni: 632;

Saunders (25/09/2009)

Oftalmologia / Ophthalmology

Color Atlas of Cosmetic Oculofacial Surgery, 2nd Edition by Drs. Chen and Kahn is an invaluable tool for all oculoplastic surgeons, plastic surgeons, ophthalmologists, dermatologists, facial plastic surgeons, and head and neck specialists. Fully updated and revised, the new edition of this pictorial guide incorporates new chapters, a procedural DVD-ROM, high-quality color images, and so much more to keep you on the cusp of this rapidly growing field. Detailed discussions on the newest procedures such as revision surgery approaches and minimally invasive dermatologic procedures keep you ahead of the competition



Pancho S. Garcia J.

Dynamic Ophthalmic Ultrasonography: A Video Atlas for Ophthalmologists and Imaging Technicians

ril. 9781608311439 Lst 113 pagg. 256;

Lippincott Williams & Wilkins (01/10/2009)

Oftalmologia / Ophthalmology

Based on material from the Advanced Retinal Imaging Center of The New York Eye and Ear Infirmary, this video atlas is a dynamic presentation of various ophthalmic and orbital entities encountered in the clinical setting. It is designed to be a quick reference tool in the clinics. For the first time in ophthalmic literature, the book dynamically presents the basic ultrasound movements observed in the eye and orbit.




Tabandeh H.

The Retina in Systemic Disease - A Color Manual of Ophthalmoscopy

br. 9781604060553 Eur 59,95 pagg. 384; illustrazioni: 345;
Thieme Medical Publishers (15/10/2009)
Oftalmologia / Ophthalmology

Retina in Systemic Disease: A Color Manual of Ophthalmoscopy is a practical reference for using ophthalmoscopy to recognize the retinal manifestations of systemic diseases and to confidently develop a diagnosis on the basis of such findings. Divided into three main sections, the book opens with a discussion of anatomy and the normal fundus and then provides straightforward, step-by-step instructions of examination techniques with valuable pearls on how to optimize the visualization of the retina

Oncologia / Oncology




Abraham J.

Bethesda Handbook of Clinical Oncology 3/e

br. 9780781795586 Lst 25,95 pagg. 688;
Lippincott Williams & Wilkins (01/10/2009)
Oncologia / Oncology

Written by clinicians from the National Cancer Institute and other leading institutions, this comprehensive, clear, concise oncology handbook is designed specifically for quick bedside consultation. It covers all malignancies and offers busy clinicians practical guidelines on daily patient management, including commonly used treatment regimens and chemotherapy dosing and schedules. The user-friendly format features tables, charts, bullet points, and algorithms.




Silberman H.

Principles and Practice of Surgical Oncology

ril. 9780781765466 Lst 133 pagg. 1200;
Lippincott Williams & Wilkins (01/10/2009)
Oncologia / Oncology

This text highlights the significant clinical benefits derived from a multidisciplinary, integrated approach to the treatment of solid tumors. The authors focus on the surgeon's role and detail how the surgeon interacts with others to provide an optimum course of treatment. A unique feature of this book is an evidence-based editorial commentary following each chapter. A companion Website will offer the fully searchable text with images

Ortopedia / Orthopaedics



Noyes F.R.

Noyes' Knee Disorders: Surgery, Rehabilitation, Clinical Outcomes Expert Consult - Online, Print and DVD

ril. 9781416054740 Lst.195,05 pagg. 1176;
Saunders (25/09/2009)
Ortopedia / Orthopaedics

Frank Noyes, MD—internationally-renowned knee surgeon and orthopaedic sports medicine specialist—presents Noyes' Knee Disorders, an unparalleled resource on the diagnosis, management, and outcomes analysis for the full range of complex knee disorders. Master the technical details of procedures such as anterior cruciate ligament reconstruction, meniscus repair, articular cartilage restoration, and many others, and implement appropriate post-operative rehabilitation programs and protocols. Analyze and manage gender disparities in ligament injuries. A DVD with step-by-step videos complements the evidence-based text and allows you to see how surgical procedures are performed in real time. Best of all, you can access the full text, as well as downloadable images online at expertconsult.com



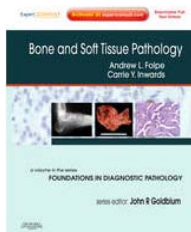
Trumble T.E.

Principles of Hand Surgery and Therapy - 2/e - Expert Consult - Online and Print with DVD

ril. 9781416059943 Lst 186,75 pagg. 624; illustrazioni: 930;
Saunders (30/09/2009)
Ortopedia / Orthopaedics

Principles of Hand Surgery and Therapy—by Thomas E. Trumble, MD—is a single-volume, full color, highly illustrated working manual that encompasses all of today's essential knowledge on hand surgery and therapy, including the elbow. Combining state-of-the-art coverage of basic science with step-by-step techniques—such as Carpal fractures, Vascularized bone grafts for scaphoids, Elbow reconstruction with MCL repair, Wrist ligament reconstructions, and Adam's tendon weave hand and wrist anatomy—in print and on video on the bound in DVD, this resource offers detailed guidance for surgeons who treat hand problems regularly. The addition of therapeutic protocols where necessary makes it easy to prescribe the most effective long-term follow up and care for all your patients

Patologia / Pathology



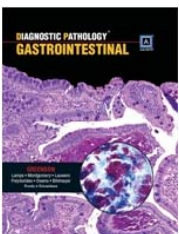
Folpe A.L.

Bone and Soft Tissue Pathology

Series: *Foundations in Diagnostic Pathology S.*

ril. 9780443066887 Lst 116,20 pagg. 480; illustrazioni: 609;
Churchill Livingstone (30/08/2009)
Patologia / Pathology

Bone and Soft Tissue Pathology: A Volume in the Diagnostic Pathology Series, by Andrew L. Folpe, MD and Carrie Y. Inwards, MD, packs today's most essential bone and soft tissue pathology know-how into a compact, high-yield format! The book's pragmatic, well-organized approach—complemented by abundant full-color, high-quality illustrations and at-a-glance tables—makes it easy to access the information you need to quickly and accurately identify pathology specimens. Best of all, Expert Consult functionality provides online access to the full text of the book, downloadable illustrations for your personal use, and more. The result is a practical, affordable reference for study and review as well as for everyday clinical practice

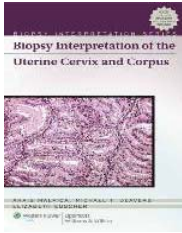


Greenson J.

Diagnostic Pathology: Gastrointestinal (Published by Amirsys®)

ril. 9781931884266 Lst 226 pagg. 800;
Lippincott Williams & Wilkins (01/10/2009)
Patologia / Pathology

Designed as an easy-to-use and comprehensive reference for the practicing pathologist, Diagnostic Pathology: Gastrointestinal is the highly anticipated first title in the Diagnostic Pathology™ series offered by Amirsys. As readers have come to expect from Amirsys reference tools, Diagnostic Pathology: Gastrointestinal is filled with superior medical images, including gross pathology, a wide range of pathology stains, and detailed medical illustrations. You'll also find a variety of quick-reference test data tables, one of the most useful hallmarks of the series. This handsome volume is a veritable one-stop shop for any gastrointestinal pathology reference need



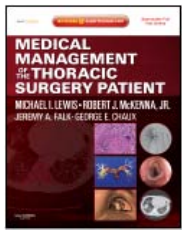
Malpica A.

Biopsy Interpretation of the Uterine Cervix and Corpus

ril. 9780781787796 Lst 99 pagg. 304;
Lippincott Williams & Wilkins (01/10/2009)
Patologia / Pathology

This new volume of the Biopsy Interpretation Series addresses biopsies of the uterine cervix and corpus (endometrium) in one text. It provides a practical approach to some of the most common biopsy material encountered by surgical pathologists. Normal histology, non-neoplastic conditions, and neoplasia of the cervix and uterine body are covered using current terminology and concepts. Emphasis is on morphologic features and immunohistochemistry in the diagnostic material. Close attention is given to differential diagnoses, including benign mimics of tumors. The book features over 300 full-color images

Pneumologia / Pneumology




Lewis M.L.

Medical Management of the Thoracic Surgery Patient - Expert Consult - Online and Print

ril. 9781416039938 Lst 96,99 pagg. 560; illustrazioni: 850;
Saunders (30/10/2009)
Pneumologia / Pneumology

Medical Management of the Thoracic Surgery Patient, by Michael I. Lewis, MD and Robert J. McKenna, Jr., MD, is a comprehensive pulmonary and thoracic reference that takes a practical approach to the diagnosis, workup and care of the thoracic surgery patient. It is geared towards pulmonary and critical care physicians and their trainees as well as all other specialties with whom thoracic surgeons consult and interact. It outlines the principles for understanding the underlying disease entities as well as the clinical implications and complications of surgery, and interprets key surgical concepts such as correlative and functional anatomy for non-surgeons. Contributions from today's authorities... "at-a-glance" detailed key information, as well as summary bullets... and a multidisciplinary perspective, combine to offer essential guidance for confident patient management

Psicologia / Psychology




Assoun P.L.

Dictionnaire des œuvres psychanalytiques

br. 9782130518280 Eur 39 pagg. 1488;
PUF (01/09/2009)
Psicologia / Psychology

Un tel ouvrage entend offrir à la lecture et à l'usage des textes psychanalytiques un instrument méthodologique, à la fois critique, historique et thématique. Il est sans précédent : il existe en effet des dictionnaires des notions psychanalytiques, des dictionnaires de psychanalyse à portée historique, ou encore quelques ouvrages qui présentent des résumés d'œuvres psychanalytiques. Mais, pour la première fois, c'est l'ensemble du corpus fondateur de l'œuvre psychanalytique qui est soumis à une analyse textuelle — tant les textes freudiens, ouvrages et articles fondateurs (quelque 140 textes de Freud), que les textes-souche postfreudiens (quelque 200 textes)




Christophersen C.

Elimination Disorders in Children and Adolescents

Series: Advances in Psychotherapy – Evidence-Based Practice
br. 97800889373341 Eur 24,95 pagg. 100;
Hogrefe & Huber (01/11/2009)
Psicologia / Psychology

The aim of this book is to provide readers with a practical overview of the definitions, characteristics, theories and models, diagnostic and treatment recommendations, and relevant aspects and methods of evidence-based psychosocial treatments for encopresis and enuresis, primarily in children. Although treatments and research for elimination disorders are reviewed in general, particular attention is directed at constipation and encopresis, toileting refusal, and diurnal and nocturnal enuresis due to the high incidence of these conditions in children. Case vignettes, websites, and suggestions for further reading are provided for the interested reader



Stahl C.

Cyberbullying: Abusive Relationships in Cyberspace

Series: *Zeitschrift für Psychologie / Journal of Psychology*

br. 9780889373792 Eur 64,85 pagg. 84;

Hogrefe & Huber (01/10/2009)

Psicologia / Psychology

Cyberbullying is a major and growing phenomenon that may take place by means of mobile devices, websites such as social networking sites or virtual worlds, videos, e-mails, or other means. This monograph brings you up to date with the latest research by leading scientists on this new form of bullying and indicates the directions future investigations may take



Stahl C.

New Directions in Multinomial Modeling


Series: *Zeitschrift für Psychologie / Journal of Psychology*

br. 9780889373778 Eur 64,85 pagg. 84;

Hogrefe & Huber (01/10/2009)

Psicologia / Psychology

This monograph provides an overview of recent developments in and new applications for multinomial processing tree (MPT) modeling in cognitive psychology and related fields. Multinomial models are a class of stochastic models tailored to specific research paradigms that allow the measurement of latent cognitive processes underlying observed responses. An introductory review and literature survey in this monograph outlines the family of MPT models, the typical steps in MPT model analyses, the use of MPT models in cognitive psychology, statistical considerations, and computer programs for MPT modeling



Wedding D.

Movies and Mental Illness - Using Films to Understand Psychopathology 3/e


br. 9780889373716 Eur 34,95 pagg. 300;

Hogrefe & Huber (01/10/2009)

Psicologia / Psychology

Films are a powerful medium for teaching students of psychology, social work, medicine, nursing, counseling, and even literature or media studies about mental illness and psychopathology. *Movies and Mental Illness*, now available in an updated edition, has established a great reputation as an enjoyable and highly memorable supplementary teaching tool for abnormal psychology classes. Written by experienced clinicians and teachers, who are themselves movie aficionados, this book is superb not just for psychology or media studies classes, but also for anyone interested in the portrayal of mental health issues in movies

Radiologia / Radiology



O'Brien

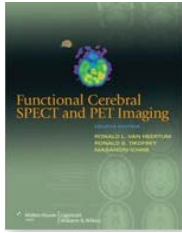
Top 3 Differentials in Radiology

br. 9781604062267 Eur 89,95 pagg. 720; illustrazioni: 713;

Thieme Medical Publishers (21/10/2009)

Radiologia / Radiology

Top 3 Differentials in Radiology: A Case Review is a practical case-based reference that will enable radiologists and radiology residents to hone their skills in developing differential diagnoses for common imaging findings. Presented as unknowns, the cases are arranged into twelve main sections based on radiology subspecialties. The book presents each case as a two-page unit. The left page features clinical images and a brief description of the clinical presentation



van Heertum R.L.

Functional Cerebral SPECT and PET Imaging 4/e

ril. 9780781788977 Lst 153 pagg. 576;
Lippincott Williams & Wilkins (01/10/2009)
Radiologia / Radiology

Since the publication of the third edition of Cerebral SPECT Imaging, significant progress has occurred in the field of functional brain imaging. Most significant is the increased use of PET/SPECT and advances in radiopharmaceutical development and instrumentation. The use of SPECT and PET is now approved in additional disease states such as movement disorders (Parkinson disease, multiple sclerosis) and dementia. The editorship of the book will change slightly with Ron Tikovsky taking a smaller role and the addition of Masanori Ichise, formerly of the NIMH



Libreria Commissionaria Sansoni
Via Duca di Calabria 1/1
50125 Firenze - Italia
fax: +39 055 641257
licosa.informa@licosa.com