


## MEDICINA / MEDICINE-HEALTH

### Anestesia / Anesthesiology



Mao J.


**Opioid-Induced Hyperalgesia**

ril. 9781420088991 Lst 100 pagg. 204;

Informa Healthcare (01/10/2009)

*Anestesia / Anesthesiology*

GROUNDBREAKING CONTENT — the first clinically focused text dedicated to the newly emerging area of pain medicine known as opioid-induced hyperalgesia (OIH) provides pain specialists, anesthesiologists, and neurologists with the most current, cutting-edge research and therapeutic options for treating OIH patients



WIENER-KRONISH J.

**Handbook of Perioperative Anesthesia- Complications and Challenges of the Obese Patient**


ril. 9781420095302 Lst 150 pagg. 256; illustrazioni: 50;

Informa Healthcare (15/10/2009)

*Anestesia / Anesthesiology*

only available resource to provide cutting-edge, in-depth coverage of the links between obesity and anesthesia in surgery, the reader-friendly Handbook of Perioperative Anesthesia: Complications and Challenges of the Obese Patient guides the practicing anesthesiologist through each stage of surgery for the obese patient. This clinically relevant text thoroughly illustrates the unique challenges and complications the anesthesiologist faces when supervising and administering drug delivery during surgery

### Cardiologia / Cardiology



Abraham W.T.

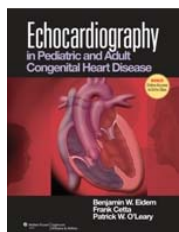
**Cardiac Resynchronization Therapy in Heart Failure**

ril. 9780781798440 Lst 86 pagg. 400;

Lippincott Williams & Wilkins (01/12/2009)

*Cardiologia / Cardiology*

Written by noted experts with day-to-day experience in cardiac resynchronization therapy (CRT), this comprehensive, practical reference gives physicians a thorough knowledge of the indications, techniques for implantation, complications, programming, and follow-up of CRT devices in patients with heart failure and intra- and interventricular conduction delays. Each chapter has how-to and troubleshooting sections to help readers avoid or navigate the pitfalls encountered in day-to-day clinical practice. Each chapter also has a summary box capturing the key clinical pearls



Eidem B.W.

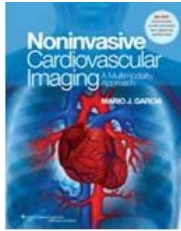
**Echocardiography in Pediatric and Adult Congenital Heart Disease**

ril. 9780781781367 Lst 153 pagg. 688; illustrazioni: 1341;

Lippincott Williams & Wilkins (01/11/2009)

*Cardiologia / Cardiology*

Written by expert pediatric cardiologists at the Mayo Clinic and other leading institutions, this book provides a comprehensive review of echocardiographic evaluation and diagnosis of congenital heart disease in pediatric and adult patients. Coverage includes advanced techniques such as tissue Doppler, three-dimensional echocardiography, intracardiac and intraoperative transesophageal echocardiography, and cardiac magnetic resonance imaging. Chapters provide complete information on the full range of abnormalities and on evaluation of valve prostheses and the transplanted heart. More than 1,300 illustrations, including over 900 in full color, complement the text. Purchase includes online access to AVI clips developed at the Mayo Clinic of the congenital-specific lesions illustrated in the book




Garcia M.J.

**NonInvasive Cardiovascular Imaging: A Multimodality Approach**

ril. 9780781795357 Lst 133 pagg. 752; illustrazioni: 910;  
Lippincott Williams & Wilkins (01/11/2009)  
*Cardiologia / Cardiology*

This textbook covers the fundamental principles of cardiovascular imaging modalities and their applications for the diagnosis of cardiovascular diseases. The main focus is on the comprehensive diagnosis of clinical conditions/disease entities through the most effective cardiovascular imaging test or combination. The authors discuss the clinical utility and relative value of each test to address specific clinical questions, based on evidence and expert opinion




Steinberg J.S.

**Electrophysiology: The Basics**

br. 9781605473437 Lst 34,99 pagg. 288; illustrazioni: 144;  
Lippincott Williams & Wilkins (01/11/2009)  
*Cardiologia / Cardiology*

Geared to cardiology fellows in electrophysiology rotations, this pocket guide provides very specific information based on the outline that specifies what content must be covered in training programs. The book is authored by prominent electrophysiology instructors and is very practical, discussing the cases the trainee will be seeing. Advanced information is presented in an accessible format; traditional didactic text is combined with bulleted lists and limited, but seminal references

**Dermatologia / Dermatology**




Baykal

**Dermatological Diseases of the Nose and Ears - An Illustrated Guide**

ril. 9783642015588 Eur 103,95 pagg. 157;  
Springer Verlag (10/10/2009)  
*Dermatologia / Dermatology*

Dermatological Diseases of the Nose and Ears gives comprehensive information about the lesions of these regions. It contains high quality original clinical pictures, which make the diagnosis easier in this important aspect of clinical dermatological practice. All diseases involving the nose and ears are discussed separately with a clinical differential diagnostic approach. As a result approximately 600 different diseases are addressed in the book. In clinical practice, physicians may observe lesions of the nose or ear only. After identifying the elementary lesion, the clinician can more easily uncover the diagnosis of a local or disseminated or systemic disease with the help of this book. Furthermore, this color illustrated book guides the reader to the diagnosis of the prevalent skin tumors frequently involving these localizations, addressing an important health care problem

**Endocrinologia / Endocrinology**



Orwoll

**Osteoporosis in Men: The Effects of Gender on Skeletal Health 2/e**

ril. 978012374602 Lst 110 pagg. 752;

Academic Press (01/01/2010)

*Endocrinologia / Endocrinology*

Since the publication of the first edition, the U.S. Surgeon General released the first-ever report on bone health and osteoporosis in October 2004. This report focuses even more attention on the devastating impact osteoporosis has on millions of lives. According to the National Osteoporosis Foundation, 2 million American men have osteoporosis, and another 12 million are at risk for this disease. Yet despite the large number of men affected, the lack of awareness by doctors and their patients puts men at a higher risk that the condition may go undiagnosed and untreated. It is estimated that one-fifth to one-third of all hip fractures occur in men

**Farmacologia / Pharmacology**



Griffin J.P.

**The Textbook of Pharmaceutical Medicine, 6/e**

ril. 9781405180351 Lst 145 pagg. 776;

BMJ PUBLISHING (01/11/2009)

*Farmacologia / Pharmacology*

The Textbook of Pharmaceutical Medicine is a standard reference for all those working in pharmaceutical medicine and the recognised text for the UK Faculty of Pharmaceutical Medicine Diploma. This is a comprehensive volume covering the processes by which medicines are developed, tested and approved. Regulations for drug development in the UK, EU, USA, Australia and Japan are discussed, providing relevant information for drug approval in the main continents where new drugs are developed

**Fisiologia / Physiology**



Legato M.J.

**Principles of Gender-Specific Medicine 2/e**


ril. 9780123742711 Lst 75,99 pagg. 704;

Academic Press (01/10/2010)

*Fisiologia / Physiology*

The field of gender-specific medicine examines how normal human biology and physiology differs between men and women and how the diagnosis and treatment of disease differs as a function of gender. This revealing research covers various conditions that predominantly occur in men as well conditions that predominantly occur in women. Among the areas of greatest difference are cardiovascular disease, mood disorders, the immune system, lung cancer as a consequence of smoking, osteoporosis, diabetes, obesity, and infectious diseases

**Genetica / Genetics**



Willard H.F.

**Essentials of Genomic and Personalized Medicine**


ril. 9780123749345 Lst 76 pagg. 800;

Academic Press (12/11/2009)

*Genetica / Genetics*

Derived from the comprehensive two-volume set, "Genomic and Personalized Medicine" also edited by Drs. Willard and Ginsburg, this work serves the needs of the evolving population of scientists, researchers, practitioners and students that are embracing one of the most promising avenues for advances in diagnosis, prevention and treatment of human disease. From principles, methodology and translational approaches to genome discoveries and clinical applications, "Essentials of Genomic and Personalized Medicine" will be a valuable resource for various professionals and students across medical disciplines, including human genetics and genomics, oncology, neuroscience, gene therapy, molecular medicine, pharmacology, and biomedical sciences. Updates with regard to diagnostic testing, pharmacogenetics, predicting disease susceptibility, and other important research components as well as chapters dedicated to cardiovascular disease, oncology, inflammatory disease, metabolic disease, neuropsychiatric disease, and infectious disease, present this book as an essential tool for a variety of professionals and students who are endeavouring into the developing the diverse and practical field of genomic and personalized medicine.

**Microbiologia / Microbiology**



Crossley K.


**Staphylococci in Human Disease**

ril. 9781405163323 Lst 149,99 pagg. 640;

Wiley-Blackwell (01/10/2009)

*Microbiologia / Microbiology*

Staphylococci remain the most important cause of hospital-acquired infections in the U.S. and MRSA has become the most common cause of skin and soft tissue infection in many parts of the world. There is now a much greater understanding of the physiology and evolution of the staphylococci and this new edition reflects the rapid advancements in knowledge about this pathogen and provides a comprehensive review from both clinical and basic science perspectives. The first section addresses the basic biology of the staphylococci, their molecular genetics, host defenses and host evasion, virulence determinants, mechanisms of antibiotic resistance, and laboratory techniques. The second section deals with epidemiology, and the third section provides an overview of the varied clinical manifestations of human staphylococcal infections. The fourth section covers prevention and treatment of these often life-threatening infections



Schaechter M.

**Desk Encyclopedia of Microbiology 2/e**


ril. 9780123749802 Lst 120,99 pagg. 300;

Academic Press (01/08/2009)

*Microbiologia / Microbiology*

The Desk Encyclopedia of Microbiology, Second Edition is a single-volume comprehensive guide to microbiology for the advanced reader. Derived from the six volume e-only Encyclopedia of Microbiology, Third Edition, it bridges the gap between introductory texts and specialized reviews. Covering topics ranging from the basic science of microbiology to the current "hot" topics in the field, it will be invaluable for obtaining background information on a broad range of microbiological topics, preparing lectures and preparing grant applications and reports

**Nefrologia / Nephrology**



Danovitch G.M.

**Handbook of Kidney Transplantation, 5e**


br. 9780781793742 Lst 34,95 pagg. 496; illustrazioni: 100;

Lippincott Williams & Wilkins (01/11/2009)

*Nefrologia / Nephrology*

This popular handbook is a practical guide for physicians, surgeons, nurses, and other professionals who manage kidney transplant patients. It is concise, readable, and well-illustrated. Chapters outline the major concerns surrounding renal transplantation and the most successful approaches to problems arising in short-term and long-term patient care. Chapter topics include immunobiology and immunosuppression, as well as chapters on surgery, histocompatibility, and the first three months post-transplant surgery

**Neurochirurgia / Neurosurgery**



Seeger W.

**Endoscopic and microsurgical anatomy of the cranial base**


ril. 9783211993194 Eur 166,35 pagg. 197; illustrazioni: 79;

Springer Verlag (01/10/2009)

*Neurochirurgia / Neurosurgery*

This atlas illustrates the anatomical structures of the internal and external cranial base and their topography essential to transnasal endoscopic surgical approaches. Currently, the majority of transnasal microsurgical interventions are largely restricted to hypophyseal interventions. The petrous part of the temporal bone and the retrosellar median area have only been cautiously approached using microsurgical endoscopy due to a current lack of technical experience and topographical knowledge. These approaches are common in the US, though, where they

**Oncologia / Oncology**



Armitage J.O.


**Non-Hodgkin Lymphomas, 2e**

ril. 9780781791168 Lst 133 pagg. 672; illustrazioni: 205;

Lippincott Williams & Wilkins (01/10/2009)

*Oncologia / Oncology*

Thoroughly updated for its Second Edition, Non-Hodgkin Lymphomas is the definitive textbook on the biology, diagnosis, staging, and treatment of all forms of non-Hodgkin lymphomas. With backgrounds in medical and radiation oncology, molecular biology, and pathology, the editors and contributors provide an international, multidisciplinary approach to the topic. This edition is the first text using the new World Health Organization classification of non-Hodgkin lymphomas. The book offers complete coverage of the most current techniques for diagnosis, staging, and treatment, the approach to specific types of lymphoma, and special problems common to the management of patients with these disorders.



Heymann D.


**BONE CANCER- Progression and Therapeutic Approaches**

ril. 9780123748959 Lst 84,99 pagg. 540;

Academic Press (01/09/2009)

*Oncologia / Oncology*

The epidemiological and clinical importance of bone metastasis has long been recognized, but the past decade has seen an explosion in the fields of bone biology and bone cancer research. This period of time has been marked by a number of key discoveries that have led to the opening up of entirely new areas for investigation as well as new therapies which combine surgery and biological therapeutic approaches. Bone is a common site of cancer metastases - cancer cells commonly develop in bone and spread to other organ systems through the bloodstream



Jemec G.B.E.

**Non-Surgical Treatment of Keratinocyte Skin Cancer**

ril. 9783540793403 Eur 103,95 pagg. 218;

Springer Verlag (25/09/2009)

*Oncologia / Oncology*

With more and more patients suffering from field cancerisation, an alternative for repeated surgery for the diagnosis and treatment of non-melanoma skin cancer is becoming necessary. Although surgery remains the gold standard for treatment of non-melanoma or keratinocyte skin cancer, it also has its downside. Surgery leaves scars and nowadays the cosmetic outcome of therapy is becoming increasingly important. Since many cases can effectively be managed without surgery, the possibilities of non-surgical therapy are gaining popularity, particularly in low malignancy tumours. This reader-friendly clinical guide offers treatment options for the growing group of these patients. It describes the current state-of-the art for non-surgical treatment of this type of skin cancer, and gives factual knowledge to beginners and new inspirations to experts



Keshamouni V.

**Lung Cancer Metastasis**


ril. 9781441907714 Eur 145.55 pagg. 410;

Springer Verlag (01/10/2009)

*Oncologia / Oncology*

Lung cancer is the leading cause of cancer-related mortality. Metastatic lung cancer is responsible for more than ninety percent of lung cancer related deaths. However, relatively little progress has been made in understanding the process of lung cancer metastasis. The two main aims of this book are: to introduce clinical aspects to basic scientists and basic molecular and cellular concepts to clinical investigators, in order to promote collaboration and foster much needed translational research; and, to introduce new and emerging concepts and approaches in metastasis research to lung cancer research community at large

**Ortopedia / Orthopaedics**



Marcus M.

**Fundamentals of Osteoporosis**


ril. 9780123750983 Lst 60,99 pagg. 552;

Academic Press (12/10/2009)

*Ortopedia / Orthopaedics*

Fundamentals of Osteoporosis" offers a concise yet comprehensive source of all the latest basic research related to osteoporosis in one reference work. Experts from all areas of osteoporosis research expose readers to genomic and proteomic analysis, histopathology and imaging, as well cellular and molecular mechanisms relevant to assay development and drug discovery. The book features clear, concise presentations by bone biologists of the cellular and molecular mechanisms underlying osteoporosis

**Ostetricia / Obstetrics**



Berek J.S.

**Berek and Hacker's Gynecologic Oncology, 5e**

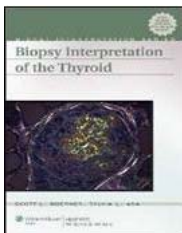
ril. 9780781795128 Lst 113 pagg. 912;

Lippincott Williams & Wilkins (01/11/2009)

*Ostetricia / Obstetrics*

The focus of Berek and Hacker's for four editions has been on the application of basic and clinical science to the clinical practice of gynecologic oncology. That approach has been successful and the book has been well received. The Fifth Edition follows the format of the previous editions, with the addition of colour and a fully searchable companion Website that includes an image bank

**Patologia / Pathology**



Boerner S.L.

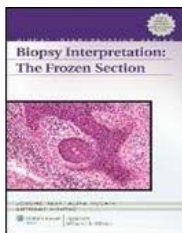
**Biopsy Interpretation of the Thyroid (Biopsy Interpretation Series)**

ril. 9780781772044 Lst 99 pagg. 256;

Lippincott Williams & Wilkins (01/11/2009)

*Patologia / Pathology*

This new volume in the Biopsy Interpretation Series is a practical guide and bench reference for the interpretation of neck biopsies that involve thyroid and parathyroid tissue. The text covers common thyroid biopsies, parathyroid biopsies that are frequent surgical specimens, and uncommon aspirates that may be mistaken for thyroid. Coverage includes state-of-the-art information on immunohistochemistry, molecular diagnostics, and laser scanning cytometry. More than 250 full-colour illustrations complement the text



Taxy J.B.

**Biopsy Interpretation: The Frozen Section (Biopsy Interpretation Series)**


ril. 9780781767798 Lst 99 pagg. 352;

Lippincott Williams & Wilkins (01/11/2009)

*Patologia / Pathology*

This new volume of the Biopsy Interpretation Series is a practical, superbly illustrated guide to the technical and interpretive aspects of a frozen section. The focus is on use of the frozen section in intraoperative management of patients, particularly those with tumors. The authors give pathologists a thorough knowledge of the utility and limitations of a frozen section, the appropriate circumstances for doing one, the proper techniques, and the interpretation and reporting of results. The book features more than 300 full-colour gross and microscopic images, with discussions of differential diagnosis

**Pneumologia / Pneumology**



Martin R.

**Asthma Infections**

Series: *Lung Biology in Health and Disease*

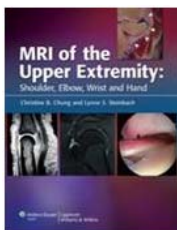
ril. 9781420092998 Lst 125 pagg. 224; illustrazioni: 50;

Informa Healthcare (01/10/2009)

*Pneumologia / Pneumology*

Respiratory Viruses. Respiratory Bacteria. Methods for Diagnosing Upper and Lower RTI. Hygiene Hypothesis. Asthma Exacerbation Induced by Viruses and Bacteria. Allergy – Bacterial Interaction. Allergy – Viral Interaction. Viruses Chronic Asthma. Bacteria Chronic Asthma. Childhood – Infection – Asthma. Epithelial Response to Microbes. Surfactant – Microbes and Asthma. Host Defense Responses. ICS and Host Defense. Antimicrobial and Anti-inflammatory Effects of Antibiotics – A Role in Asthma

**Radiologia / Radiology**



Chung C.B.

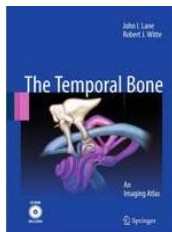
**MRI of the Upper Extremity: Shoulder, Elbow, Wrist and Hand**

ril. 9780781753135 Lst 133 pagg. 800; illustrazioni: 1619;

Lippincott Williams & Wilkins (01/11/2009)

*Radiologia / Radiology*

This highly illustrated text/atlas is a complete guide to MRI evaluation of shoulder, elbow, wrist, hand, and finger disorders. The editors present a practical approach to MRI interpretation, emphasizing the clinical correlations of imaging findings. More than 400 MRI scans show normal anatomy and pathologic findings, and a full-colour cadaveric atlas familiarizes readers with anatomic structures seen on MR images. Coverage of each joint begins with a review of MRI anatomy with cadaveric correlation and proceeds to technical MR imaging considerations and clinical assessment. Subsequent chapters thoroughly describe and illustrate MRI findings for specific disorders, including rotator cuff disease, nerve entrapment syndromes, osteochondral bodies, and triangular fibrocartilage disorders.



Lane

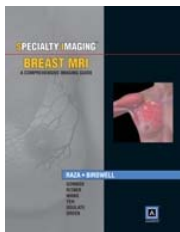
**The Temporal Bone - An Imaging Atlas**

ril. 9783642022098 Eur 103,95 pagg. 109; illustrazioni: 151;

Springer Verlag (14/10/2009)

*Radiologia / Radiology*

Imaging of the temporal bone has recently been advanced with multidetector CT and high-field MR imaging to the point where radiologists and clinicians must familiarize themselves with anatomy that was previously not resolvable on older generation scanners. Most anatomic reference texts rely on photomicrographs of gross temporal bone dissections and low-power microtomed histological sections to identify clinically relevant anatomy. By contrast, this unique temporal bone atlas uses state of the art imaging technology to display middle and inner ear anatomy in multiplanar two- and three-dimensional formats



Raza S.


**Specialty Imaging: Breast MRI (A Reference Atlas)**

ril. 9781931884174 Lst 153 pagg. 700; illustrazioni: 1000;

Lippincott Williams & Wilkins (01/11/2009)

*Radiologia / Radiology*

Breast MRI: A Comprehensive Imaging Guide is one of the latest titles in Amirsys's Specialty Imaging™ series. It showcases over 1,000 high-quality images relevant to a wide range of breast health issues, making this the ultimate breast imaging reference. Each of the most important diagnoses is thoroughly illustrated, cataloging not only classic but also variant appearances found in the breast. Concise captions and carefully placed labels help make each image informative for both the expert and novice radiologist. Succinct, bulleted text provides essential information on terminology, anatomy-based imaging issues, MR features, differential diagnosis, and clinical considerations



Stern E.J.

**High-Resolution CT of the Chest 3/e**

ril. 9780781791908 Lst 113 pagg. 400; illustrazioni: 913;  
Lippincott Williams & Wilkins (01/11/2009)  
*Radiologia / Radiology*

High Resolution CT, as a diagnostic modality, has matured and is widely used to diagnose chest disorders/diseases. This atlas illustrates the most common and characteristic features of diseases that affect the airways and pulmonary parenchyma. It provides a pictorial essay of the spectrum of abnormalities that may be seen in any given disease entity. This edition will have almost all new images and there will be expansions of some areas

**Rianimazione / Emergency**




CUNHA B.A.

**Infectious Disease in Critical Care Medicine 3/e**

ril. 9781420092400 Lst 175 pagg. 600; illustrazioni: 100;  
Informa Healthcare (01/10/2009)  
*Rianimazione / Emergency*

A must have book for specialists, focusing on all clinical infectious diseases from pneumonia to antibiotic-related infections. The third edition includes an additional four chapters in minitary TB, infections related to immunosuppressive immunomodulating agents, therapy for MRSA and VRE and therapy for MDR *Krebsiella pseudomonas* and *acinetobacter*

**Urologia / Urology**



Graham S.D.

**Glenn's Urologic Surgery, 7/e**

ril. 9780781791410 Lst 166 pagg. 1104; illustrazioni: 1320;  
Lippincott Williams & Wilkins (01/11/2009)  
*Urologia / Urology*

Established for over 30 years as a must-have surgical reference for resident and practicing urologists, Glenn's Urologic Surgery is now in its Seventh Edition. The world's preeminent surgeons present step-by-step descriptions of all current operative procedures for each region of the genitourinary tract and provide the background information surgeons need to ensure successful outcomes. More than 1,300 detailed illustrations demonstrate surgical anatomy and techniques



Libreria Commissionaria Sansoni  
Via Duca di Calabria 1/1  
50125 Firenze - Italia  
fax: +39 055 641257  
licosa.informa@licosa.com