


MEDICINA / MEDICINE-HEALTH



John L. Atlee
Complications in Anesthesia, 2nd edition
ril. 1416022155 Lst 72,99 pagg. 1040;
Saunders (01/11/2006)
Anestesia / Anesthesiology

This easy-to-use resource details all of the complications likely to be encountered in clinical practice. The scope has been expanded to include the critical care setting. Internationally renowned authorities explain the nature, likelihood, and causes of each problem, and then guide you through the appropriate treatment measures. Each type of complication is discussed in its own concise chapter making it easier to quickly locate and research specific topics of interest.



Elliott M. Antman
Cardiovascular Therapeutics, 3rd edition
A Companion to Braunwald's Heart Disease, Textbook with CD-ROM
ril. 1416033580 Lst 99,99 pagg. 984; illustrazioni: 500;
Saunders (01/11/2006)
Cardiologia / Cardiology

This companion to Braunwald's Heart Disease equips you with all of today's most effective therapeutic guidelines and management solutions for the full range of heart disease patients. It reflects the most recent standards for drug management as well as the latest in new technologies. Reorganized to mirror your changing practice, each cardiovascular-problem-based section offers a chapter on pharmacologic treatment (with a minimum of pathophysiology)...a chapter on catheter-based or minimally invasive interventions...and a discussion of surgical options. You'll also find a brand-new chapter on gene therapy and stem cell therapy, plus new chapters on many other rapidly developing areas of practice. The result is an outstanding single-volume source for state-of-the-art, clinically oriented guidance on both common and unusual areas of cardiovascular treatment.



L.H. Blumgart
Surgery of the Liver, Biliary Tract and Pancreas - 4th ed.
ril. 1416032568 Lst 299 pagg. 2008;
Saunders (23/11/2006)
Chirurgia / Surgery

This 2-volume reference, edited by a panel of experts and featuring contributions by many leading authorities, comprehensively covers the cutting edge of research, teaching, and practice in surgery of the liver, biliary tract, and pancreas. This resource covers anatomy, pathophysiology, immunology, molecular biology, genetics, diagnosis, and treatment. Richly illustrated, it is accompanied by a DVD with detailed video clips of laproscopic procedures, effectively allowing you to use it as an operative atlas.



Christopher D. Hillyer

Blood Banking and Transfusion Medicine, 2nd edition


Basic Principles and Practice

ril. 0443069816 Lst 131 pagg. 912; illustrazioni: 195;

Churchill Livingstone (01/11/2006)

Ematologia / Ematology

Ever since the discovery of blood types early in the last century, transfusion medicine has evolved at a breakneck pace. This second edition of Blood Banking and Transfusion Medicine is exactly what you need to keep up. It combines scientific foundations with today's most practical approaches to the specialty. From blood collection and storage to testing and transfusing blood components, and finally cellular engineering, you'll find coverage here that's second to none. New advances in molecular genetics and the scientific mechanisms underlying the field are also covered, with an emphasis on the clinical implications for treatment. Whether you're new to the field or an old pro, this book belongs in your reference library.



Eugene R. Schiff, Michael F. Sorrell


Schiff's Diseases of the Liver - 10th ed. (2 vol. set)

ril. 0781760402 Lst 150 pagg. 1856;

Lippincott Williams & Wilkins (15/10/2006)

Epatologia / Hepatology

The premier clinical hepatology reference for 50 years, Schiff's Diseases of the Liver is in its Tenth Edition--now in full color throughout. This edition features a major new transplant section focusing on pre-transplant and post-transplant evaluation and management. Also included are updates on key topics such as hepatitis, NASH, and drug-induced pathologies. The first third of the book covers anatomy, pathology, testing, imaging, and effects of liver disease on other organs. Subsequent sections address specific diseases and clinical syndromes. Each of the 12 sections begins with an overview, and each chapter starts with an outline of key concepts. Numerous clinical algorithms appear throughout the text.



Jonathan S. Berek

Novak's Gynecology 14/e

br. 0781768055 Lst 86 pagg. 1662;

Lippincott Williams & Wilkins (15/09/2006)

Ginecologia / Gynaecology

The gold standard text in gynaecology is in its Fourteenth Edition, thoroughly revised and updated and now in full colour throughout. Organised into eight sections, this comprehensive and general gynaecological textbook provides guidance for the management of specific gynaecological conditions. The first two sections cover principles of practice and initial assessment and the relevant basic science. The third section is on preventive and primary care for women, and the remaining five sections are directed at methods of diagnosis and management in general gynaecology, operative general gynaecology, urogynaecology and pelvic reconstructive surgery, reproductive endocrinology, and gynaecological oncology.

Jonathan S. Olshak

Forensic Emergency Medicine - 2nd ed.

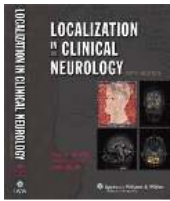
ril. 0781792746 Lst 62 pagg. 304;

Lippincott Williams & Wilkins (15/09/2006)

Medicina Legale / Forensic



Updated for its Second Edition, this text provides the information emergency departments need about the medicolegal aspects of treating victims of violence, motor vehicle accidents, sexual assault, child abuse, elder abuse, and intimate partner abuse. It offers detailed guidelines on interviewing and examining the victim and collecting, preserving, and documenting evidence for legal proceedings. The book includes a chapter by an attorney on expert testimony and a chapter on forensic photography. A full-colour photo insert illustrates injury patterns and key evidence. This edition provides increased coverage of motor vehicle accidents, DNA evidence, and new drugs of abuse.




Paul Brazis

Localization in Clinical Neurology 5/e

br. 078179952X Lst 85 pagg. 586; illustrazioni: 141;
Lippincott Williams & Wilkins (15/10/2006)
Neurologia / Neurology

Now in its Fifth Edition, this classic text provides a systematic approach to the anatomic localization of clinical problems in neurology. It offers clinicians a roadmap for moving from the symptom or observed sign to the place in the central or peripheral nervous system where the problem is. Clear discussions by three well-known authors provide a full understanding of why a symptom or sign can be localized to a particular anatomic area. More than 100 illustrations demonstrate relevant anatomy. This edition has been thoroughly updated and includes new charts to aid in differential diagnosis of various neurologic findings and disorders.




Pietro Mazzoni

Merritt's Handbook of Neurology 2/e

br. 0781762707 Lst 29,95 pagg. 512;
Lippincott Williams & Wilkins (15/09/2006)
Neurologia / Neurology

Designed for portability and quick reference on the wards and in other clinical settings, this handbook presents the essentials of Merritt's Neurology, Eleventh Edition. The handbook follows the text chapter by chapter, presenting key information on signs and symptoms, diagnostic tests, and neurologic disorders in an easy-to-scan numbered-list format. This pocket-sized reference is perfect for students, residents, and practitioners who need the clinical information from Merritt's in a format that is practical for on-the-spot consultation. This edition features new chapters on endovascular surgical neuroradiology and on psychiatric conditions—schizophrenia, mood disorders, anxiety, and somatoform disorders. Other new chapters cover disorders of DNA translation, pachymeningitis, and Hashimoto encephalopathy.




Alastair D. Burt

MacSween's Pathology of the Liver, 5th edition - with CD-Rom

ril. 0443100128 Eur 284 pagg. 992; illustrazioni: 1100;
Churchill Livingstone (01/10/2006)
Patologia / Pathology

Here is the newly revised and thoroughly updated fifth edition of the critically acclaimed MacSween's Pathology of the Liver. This lavishly illustrated text provides you with all of the information necessary to effectively diagnose and confidently sign out hepatobiliary tissue samples. An invaluable aid to pathologists at all levels of training and practice, this book covers the full range of both benign and malignant lesions of the liver and biliary tract. All entities are accompanied by carefully chosen photographs of outstanding quality. Summary tables, diagnostic flow charts, and analytic tables give you all the information you need for rapid interpretation and accurate diagnosis.



a cura di Mark D. Stringer

Pediatric Surgery and Urology- 2nd ed.

Long-Term Outcomes

ril. 0521839025 Lst 150


Cambridge U.P. (01/11/2006)

Pediatria / Pediatric

Offerta valida fino al 31/ 12/ 2006 (dal 1/1/2007 Lst 165)

This highly regarded textbook provides a unique clinical reference for all pediatric surgeons. This new edition analyzes and updates what is known about long-term outcomes in pediatric surgery and urology. The editors have succeeded in bringing together critical reviews written by leading international experts in pediatric surgery and urology. The second edition of this successful and popular textbook has been completely revised and updated with new chapters on urolithiasis, small bowel transplantation, pancreatitis, and breast disorders and a completely new section on trauma. An understanding of long-term outcomes is critical if individual surgeons and health policy makers are to achieve optimum results in current clinical practice. This is an essential reference source for pediatric surgeons and urologists, pediatricians, adult specialists, and others dealing with the sequelae of childhood surgical problems.

- Unique source of information on long term outcomes in pediatric surgery and urology
- Written by leading experts from around the world
- Extensive coverage of surgery in children including general, urological, transplantation, and trauma



Donald Resnick

Internal Derangements of Joints - 2nd ed.

ril. 0721695523 Lst 199 pagg. 2400;

Saunders (29/12/2006)

Radiologia / Radiology

Donald Resnick's latest reference keeps pace with the rapid changes that characterize modern MR imaging of joints. This 2nd edition offers comprehensive coverage of the most up-to-date protocols and imaging techniques required in the analysis of internal derangements of the six major peripheral joints: the knee, shoulder, ankle, wrist, and elbow. You'll find the level of utility you need through the new, streamlined organization that explores MRI Techniques and Protocols; Synovial Joints - general concepts; Bone and Bone Marrow; Soft Tissues; and Specific Joints in five new, easy-to-reference sections. You'll also find hundreds of new illustrations, new expertly designed anatomic diagrams, and updated radiographic and CT images correlated with the latest high-resolution MR images as appropriate.



Paul L. Marino

The ICU Book - 3rd ed.

br. 078174802X Lst 39 pagg. 950;

Lippincott Williams & Wilkins (15/07/2006)

Rianimazione / Emergency

This best-selling resource provides a general overview and basic information for all adult intensive care units. The material is presented in a brief and quick-access format which allows for topic and exam review. It provides enough detailed and specific information to address most all questions and problems that arise in the ICU. Emphasis on fundamental principles in the text should prove useful for patient care outside the ICU as well. New chapters in this edition include hyperthermia and hypothermia syndromes; noninvasive ventilation; and non-pharmaceutical toxic ingestions. Sections have been reorganized and consolidated when appropriate to reinforce concepts.